

## **APPENDIX - DATA AND TABLES**

This appendix contains data for the questions asked in the questionnaire. Responses were received from 480 households in Oliver's Battery. There is a brief written summary for each question plus a table and chart where appropriate.

As households chose which questions to respond to and often did not all answer all of the questions, there are different totals for each question. Percentages have been rounded to the nearest whole number.

There were many 'open questions' where households were invited to give feedback additional to the 'closed questions'. If a comment written in response to one question belonged better in a different question, then it was 'transferred'. It is possible that there is some double counting with written comments, as households may have mentioned a particular topic in more than one place on the questionnaire. Total comments in response to open questions often exceed the number of households because there was no restriction on the number of comments households could make.

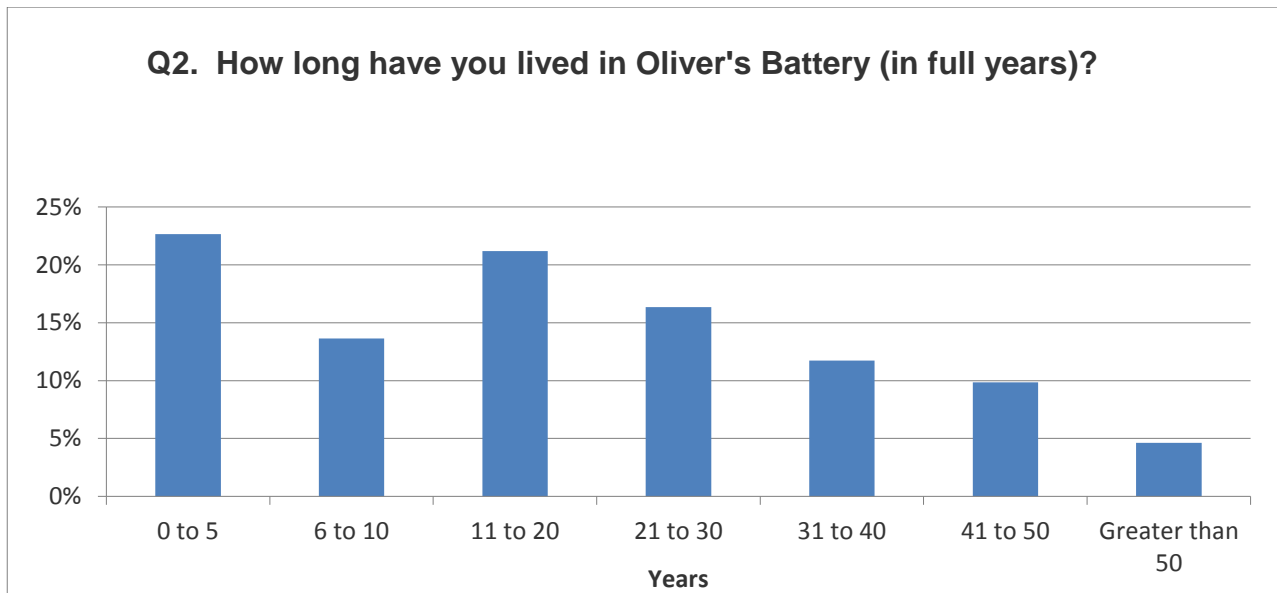
There are no data for question 1 in this appendix. This question asked for the postcode of a household in order to allow for future analyses based on postcodes.

**Q2. How long have you lived in Oliver's Battery (in full years)?**

477 (99%) households answered this question

Nearly a quarter of households responding to this question have moved into Oliver's Battery within the last five years. 43% have lived here for over twenty years.

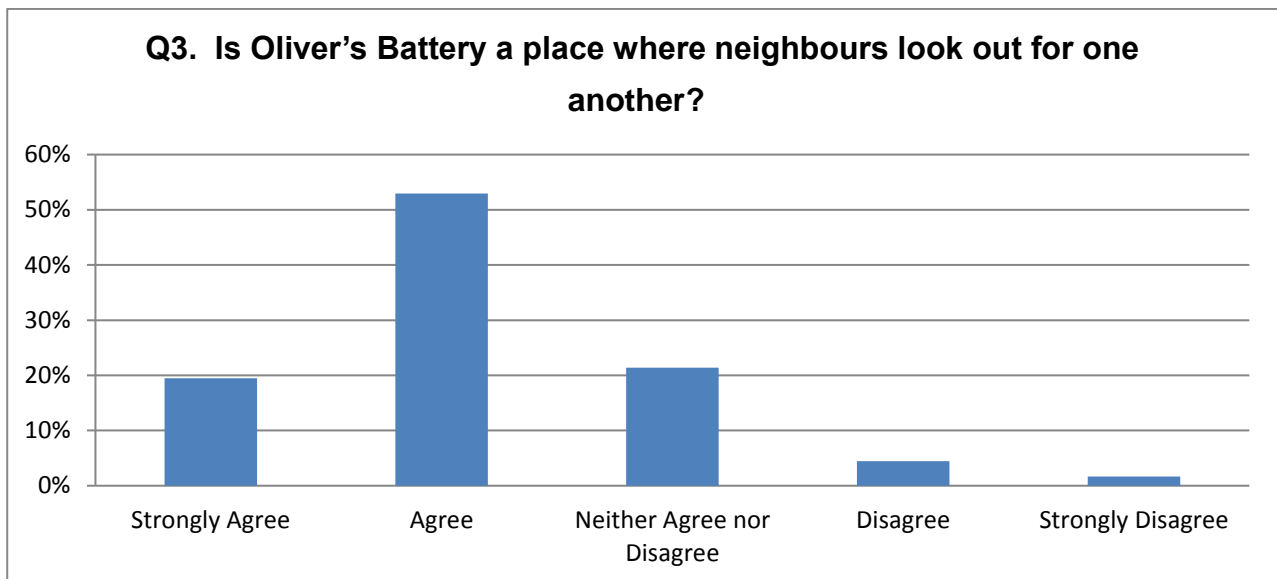
Number of Years	Responses	Percentage
0 to 5	108	23%
6 to 10	65	14%
11 to 20	101	21%
21 to 30	78	16%
31 to 40	56	12%
41 to 50	47	10%
Greater than 50	22	5%
<b>TOTAL</b>	<b>477</b>	<b>100%</b>



**Q3. Is Oliver’s Battery a place where neighbours look out for one another?**

472 (98%) households answered this question. Almost 75% of households responding to this question either ‘Agree’ or ‘Strongly Agree’ that Oliver’s Battery is a place where neighbours look out for one another. Only 6% ‘Disagree’ or ‘Strongly Disagree’.

Answer Options	Responses	Percentage
Strongly Agree	92	19%
Agree	250	53%
Neither Agree nor Disagree	101	21%
Disagree	21	4%
Strongly Disagree	8	2%
<b>TOTAL</b>	<b>472</b>	<b>100%</b>



**Q4. What additional community groups, clubs and social events would people in your household regularly use in Oliver's Battery?**

257 (54%) households answered this question, although there were 38 comments of "None". Excluding these, there were 464 comments within the questionnaire that related to this question.

The largest number of comments, relating to **Social Events**, received 14% of comments. There was a very wide range of specified ideas: the Fete, WI, Plant Sale then BBQ, Fireworks, Outings, Carols, Street Parties, Beer Festival, Wine Tasting, Picnics & Lunches and various live sessions, being just some.

The second largest number of comments related to **Exercise and Fitness (unspecified)** (8% of comments). The requirements were not detailed by the comments but did specify all age groups from 'kids' to 65+.

The third largest number of comments related to **Exercise (specified)** (7% of comments). This covered Yoga, Zumba, Pilates, Tai Chi, Aerobics, Slimming and Healthy Living.

**Coffee, Café and Restaurants** received 6% of comments, and mainly referred to the availability of a coffee shop / café over a wide range of opening times.

**Pub and Social Club**, received 5% of comments, a local place to drink, socialise, and play snooker, pool and darts.

**Uniformed activities** (Beavers, Rainbows, Brownies, Cubs, Guides and Scouts) received 5% of comments.

The other categories were mentioned in less than 5% of comments.

Some of the comments (12%) specified time of day: morning, day, afternoon and evening, although the vast majority of comments (88%) were not time specific.

There is existing provision for many of the suggestions in the immediate neighbourhood to Oliver's Battery.

Responses to this question are summarised in the following table.

**Q4 – What additional community groups, clubs and social events would people in your household regularly use in Oliver’s Battery? (Continued)**

**SUMMARY OF RESPONSES**

<b>CATEGORY</b>	<b>Number of Comments</b>	<b>Percentage</b>
<b>Social events (specified)</b>	65	14%
<b>Exercise and Fitness (unspecified)</b>	38	8%
<b>Exercise (specified)</b>	33	7%
<b>Coffee, Café, Restaurant</b>	26	6%
<b>Pub &amp; Social Club</b>	25	5%
<b>Uniformed activities</b>	23	5%
<b>Art &amp; Crafts</b>	22	4%
<b>Indoor (court sport)</b>	21	4%
<b>Films &amp; Film Club</b>	19	4%
<b>Outdoor offsite (walk, run, cycle)</b>	17	4%
<b>Tots, Kids, Youth groups</b>	17	4%
<b>Retired Clubs and Activities</b>	16	3%
<b>Quizzes</b>	14	3%
<b>Dancing</b>	14	3%
<b>Music events</b>	13	3%
<b>Other comments (uncategorised)</b>	13	3%
<b>Choirs</b>	9	2%
<b>Education and Talks</b>	9	2%
<b>Community Hall &amp; hire</b>	9	2%
<b>Cards &amp; Chess</b>	8	2%
<b>Interest Groups (specified)</b>	8	2%

Table continued on following page.

**Q4 – What additional community groups, clubs and social events would people in your household regularly use in Oliver’s Battery? (Continued)**

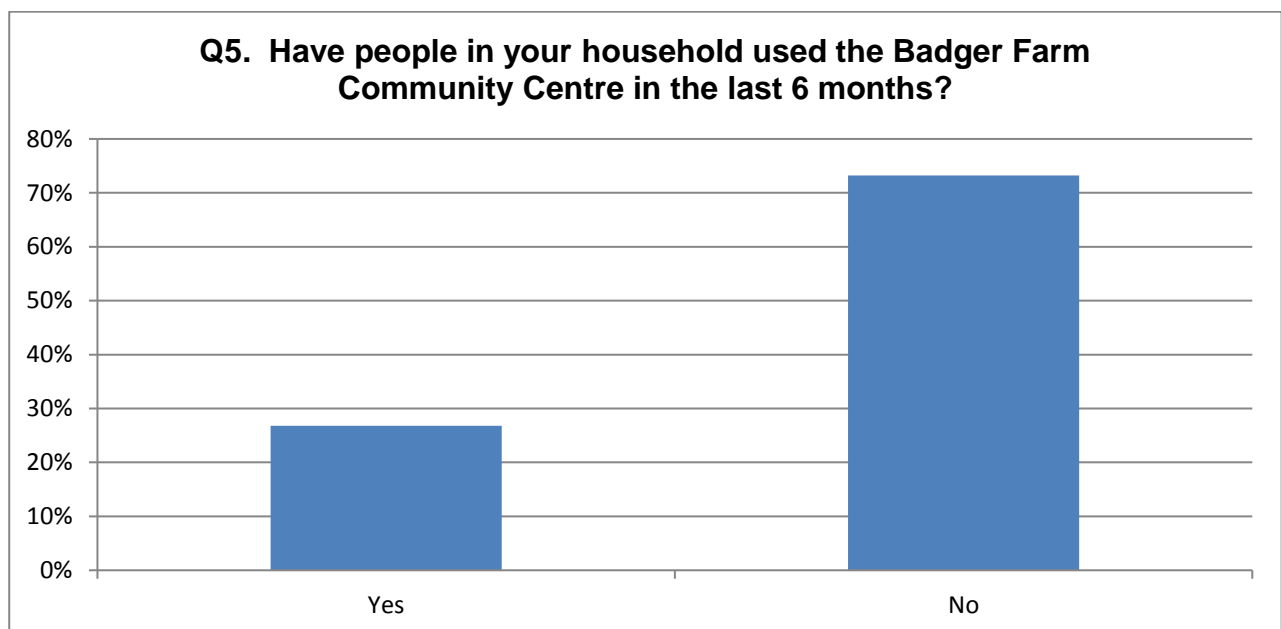
**SUMMARY OF RESPONSES**

<b>CATEGORY</b>	<b>Number of Comments</b>	<b>Percentage</b>
<b>Football / Cricket</b>	7	2%
<b>Sport (unspecified)</b>	7	2%
<b>Gardening</b>	7	2%
<b>Church (St Marks)</b>	7	2%
<b>Library &amp; Book Clubs</b>	5	1%
<b>Countryside &amp; Wildlife</b>	5	1%
<b>Tennis</b>	4	<1%
<b>Dog walking / training</b>	4	<1%
<b>Cookery</b>	4	<1%
<b>Martial Arts / Gym</b>	3	<1%
<b>U3A</b>	3	<1%
<b>Golf</b>	2	<0.5%
<b>Total Comments</b>	<b>464</b>	<b>100%</b>

**Q5. Have people in your household used the Badger Farm Community Centre in the last 6 months?**

474 (99%) households answered this question. Just over a quarter of Oliver's Battery households responding to this question had used the Badger Farm Community Centre in the last six months.

Answer Options	Responses	Percentage
Yes	127	27%
No	347	73%
<b>TOTAL</b>	<b>474</b>	<b>100%</b>



**Q6 - Please use space below if people in your household have any other comments relating to Community in Oliver's Battery.**

125 (26%) households answered this question. In total there were 145 comments within the questionnaire that related to this question.

The largest number of comments related to **Activities and Events**, receiving 21% of comments. There was a very wide range of ideas with little consensus. Evening events received 8 comments, all others received less than 5 comments each.

The second largest number of comments related to **Good Sense of Community** (20%). The highest number of comments related to friendly neighbours and a good sense of community generally, with some reference to mini communities.

The third largest number of comments related to **Groups** in the Community (17%). Almost all were different ideas, apart from comments related to the need for provision of activities / clubs for teenagers and younger people, which received 10 mentions.

The fourth largest number of comments related to **Poor Sense of Community** (16%). The highest number of comments related to a poor sense of community generally.

**Badger Farm Community Centre**, received 8% of comments.

**Security** received 5% of comments, with low crime and safety receiving the most mentions.

The other categories were mentioned in less than 5% of comments.

Responses to this question are summarised in the following table.



**Q6. Please use space below if people in your household have any other comments relating to Community in Oliver's Battery. (Continued)**

**SUMMARY OF RESPONSES**

<b>CATEGORY</b>	<b>Number of Comments</b>	<b>Percentage</b>
<b>Activities and Events</b>	30	21%
<b>Good Sense of Community</b>	29	20%
<b>Groups in the Community</b>	25	17%
<b>Poor Sense of Community</b>	23	16%
<b>Badger Farm Community Centre</b>	12	8%
<b>Security</b>	7	5%
<b>Building a Community</b>	6	4%
<b>Neighbourhood Watch</b>	4	3%
<b>The Battery</b>	2	1%
<b>Neutral to the Community</b>	2	1%
<b>Changing Community</b>	1	<1%
<b>Use of Community Centre generally</b>	1	<1%
<b>Environment</b>	1	<1%
<b>St Mark's</b>	1	<1%
<b>Visiting NHS</b>	1	<1%
<b>Total Comments</b>	<b>145</b>	<b>100%</b>

**Q7. How often have people in your household used the following facilities / amenities in the last year?**

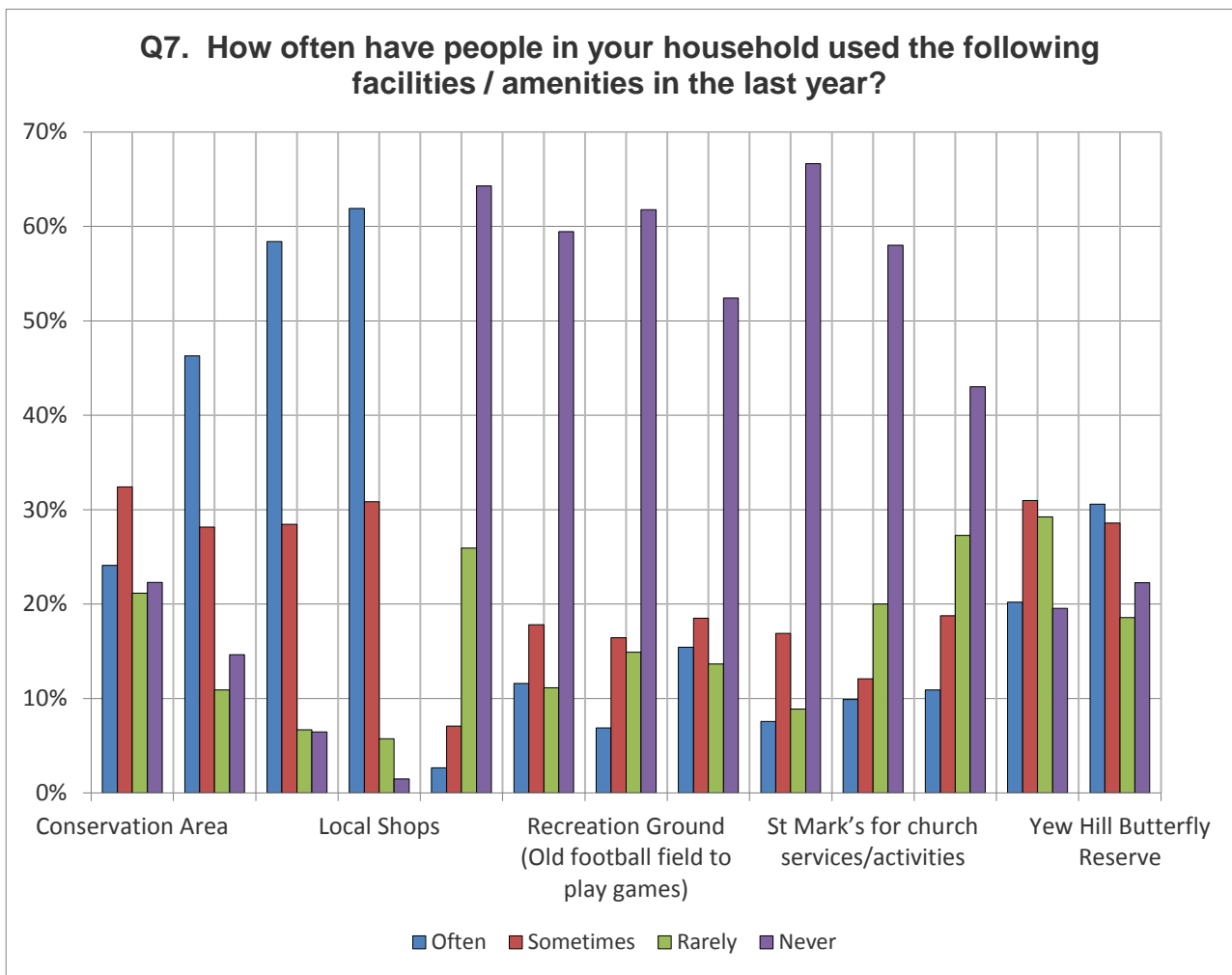
476 (99%) households answered at least one part of this question.

The most popular three facilities / amenities that are 'Often' used by households are the **Local Shops** (62%), **Local Footpaths and Bridleways** (58%) and the **Large Open Field between settlement boundary & Yew Hill Butterfly Reserve** (46%).

The three least used (combining 'Rarely' and 'Never') are **Oliver's Battery School for non-school activities** (90% of households rarely or never use this facility), **St Mark's for church services / activities** (78%) and **Recreation Ground (Old football field to play games)** (77%).

Answer Options	Response Total	Often	Some-times	Rarely	Never
Conservation Area	444	24%	32%	21%	22%
Large open field (between settlement boundary & Yew Hill Butterfly Reserve)	458	46%	28%	11%	15%
Local Footpaths & Bridleways	464	58%	28%	7%	6%
Local Shops	470	62%	31%	6%	1%
Oliver's Battery School for non-school activities	451	3%	7%	26%	64%
Recreation Ground (Multi-Use Games Area (MUGA))	449	12%	18%	11%	59%
Recreation Ground (Old football field to play games)	450	7%	16%	15%	62%
Recreation Ground (Play Equipment)	454	15%	19%	14%	52%
Recreation Ground (Tennis Court)	450	8%	17%	9%	67%
St Mark's for church services / activities	455	10%	12%	20%	58%
St Mark's for non-church activities (excl. voting and Parish Council Meetings)	458	11%	19%	27%	43%
The Battery open space	455	20%	31%	29%	20%
Yew Hill Butterfly Reserve	458	31%	29%	19%	22%

**Q7. How often have people in your household used the following facilities / amenities in the last year? (Continued)**



## **Q8. What improvements, if any, are required at the Recreation Ground?**

195 (41%) households answered this question. In total there were 261 comments within the questionnaire that related to this question.

The results indicated that there was a good level of satisfaction with the Recreation Ground. The largest number of comments, 18%, stated that **no improvements** were required. This reflects the popularity of the Recreation Ground since most of the play equipment was replaced in 2014. However, there was a wide range of ideas for new and additional equipment and associated facilities.

The second largest number of comments related to the **Service Facilities**, receiving 14% of comments. Of the 36 comments there were 13 mentions for a WC and 5 for a Pavilion / Club House.

The third largest number of comments (12%) related to the **Football Pitch**. Of the 32 comments there were 16 mentions for a level football pitch and 14 mentions for football nets.

**Seats and Benches** received 9% of comments.

8% of comments related to **Younger Children**. Of the 20 comments there were 17 mentions in favour of replacing the younger children's play equipment.

**Extra Equipment / Areas** also received 8% of comments. Of the 20 comments there were 5 mentions for more swings and 4 each for a zip wire and a skateboard area.

6% of comments related to **Adult Facilities**. Of the 16 comments there were 12 mentions of fitness / exercise equipment.

**Tennis** received 5% of comments. Of the 14 comments, there were 7 mentions for a tennis booking system and four for another court.

The other categories were mentioned in less than 5% of comments.

NB. The new Saxon and Vikings themed play equipment for younger children was completed in April 2017 funded by the Parish Council, with a grant from the Tesco Bags of Help Scheme.

Responses to this question are summarised in the following table.

**Q8. What improvements, if any, are required at the Recreation Ground? (Continued)**

**SUMMARY OF RESPONSES**

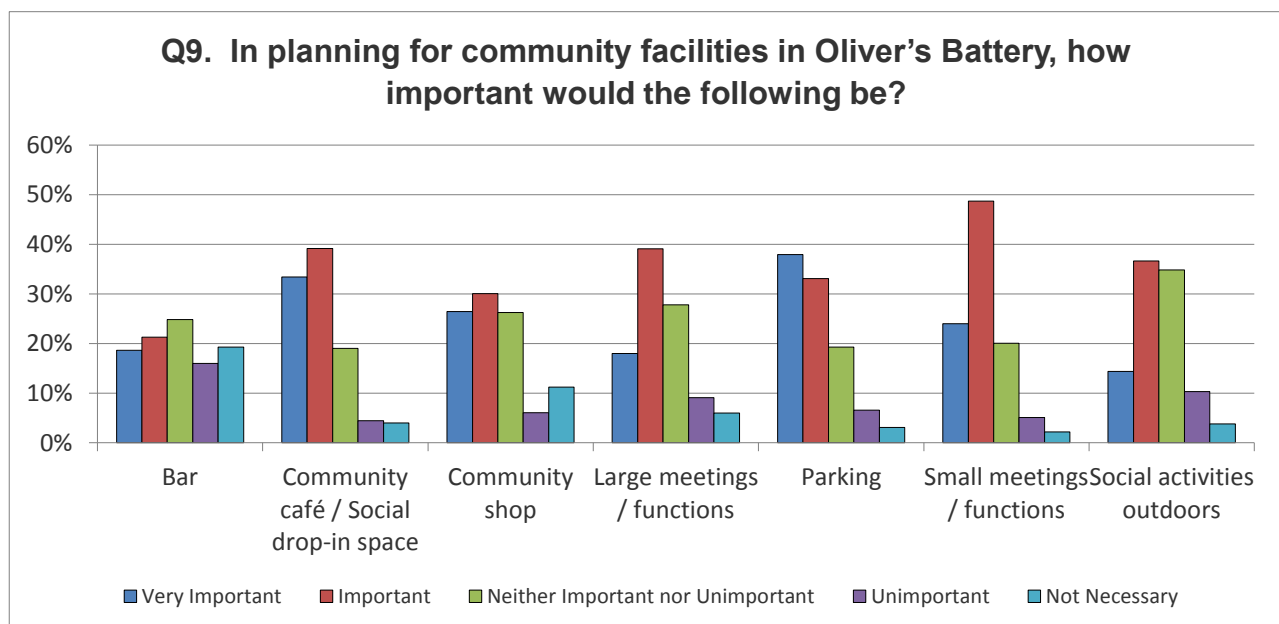
<b>CATEGORY</b>	<b>Number of Comments</b>	<b>Percentage</b>
None	47	18%
Services facilities	36	14%
Football pitch	32	12%
Seats and Benches	23	9%
Younger children	20	8%
Extra equipment / areas	20	8%
Adults	16	6%
Tennis	14	5%
Equipment to MUGA	11	4%
Specific no / unable to comment	8	3%
Bins and litter	7	3%
Services (maintain, cut grass, surveillance)	7	3%
Dogs	5	2%
Maps, boards, signs	4	2%
Greens (bowling and croquet)	3	1%
Sundries	3	1%
Safety surfacing	2	<1%
Indoor (generally and badminton)	2	<1%
Prefer those in the city	1	<0.5%
<b>Total Comments</b>	<b>261</b>	<b>100%</b>

**Q9. In planning for community facilities in Oliver’s Battery, how important would the following be?**

468 (98%) households answered at least one part of this question. When looking at combined categories the top three considered ‘Very Important’ or ‘Important’ for community facilities in Oliver’s Battery are: a **Community café / Social drop-in space** (73%), a place for **Small meetings / functions** (73%) and **Parking** (71%).

The categories rated highest in the ‘Unimportant’ or ‘Not Necessary’ options are a **Bar** (35%), a **Community shop** (17%) and a space for **Large meetings / functions** (15%).

Answer Options	Response Total	Very Important	Important	Neither Important nor Unimportant	Unimportant	Not Necessary
Bar	451	19%	21%	25%	16%	19%
Community café / Social drop-in space	452	33%	39%	19%	4%	4%
Community shop	446	26%	30%	26%	6%	11%
Large meetings / functions	450	18%	39%	28%	9%	6%
Parking	456	38%	33%	19%	7%	3%
Small meetings / functions	454	24%	49%	20%	5%	2%
Social activities outdoors	445	14%	37%	35%	10%	4%



**Q9. In planning for community facilities in Oliver’s Battery, how important would the following be? (Continued)**

There was also an open element to Q9, which prompted households to identify any other community facilities. The following only deals with the open element.

41 households responded to the “Other please specify” option, i.e. less than 10% of the 468 households that responded to the closed part of Q9. In total there were 48 comments that related to this question. Some of these comments related to facilities listed in the closed part of the question, for example parking, stressing its importance and providing some context.

Of the 48 “Other” comments there are 25 that are sufficiently different that they have not been grouped together into a category. These are noted as “Various” at the end of the following table.

The largest number of “Other” facilities mentioned related to the **Church**, receiving 15% of comments. These ranged from a dedicated church building to use for a church service on Sundays.

The second largest number of “Other” facilities mentioned related to the **Café / Restaurant / Takeaway**, receiving 10% of comments. These included two mentions of a fish and chip shop.

The other categories were mentioned in less than 10% of comments.

Responses to this question are summarised in the following table.

**SUMMARY OF RESPONSES (Other Please Specify)**

<b>CATEGORY</b>	<b>Number of Comments</b>	<b>Percentage</b>
Church	7	15%
Café / Restaurant / Takeaway	5	10%
Kitchen	3	6%
Parking	3	6%
Pub	3	6%
Post Office	2	4%
Various (all 1)	25	52%
<b>Total Comments</b>	<b>48</b>	<b>100%</b>

**Q10. Please use space below if people in your household have any other comments relating to Facilities / Amenities in Oliver's Battery.**

177 (37%) households answered this question. In total there were 265 comments within the questionnaire that related to this question.

Interestingly, the largest number of comments related to both **Local Shops Positives** and to **Convenience Store negatives**, both receiving 11% of comments.

The third largest number of comments related to **Community Centre Uses / Facilities**, receiving 10% of comments. There was a very wide range of ideas for uses / facilities with no consensus.

A new **Community Centre / Hall** received 9% of comments.

9% of comments also related to **Café / Bar - Eatery - Pub**. A pub received the most mentions, closely followed by a café or bar for social gatherings.

**New Shops etc.** received 8% of comments. There was a wide range of ideas for new shops and the most popular was for a bakery (with 5 mentions).

6% of comments related to **Café Negatives**. This related to Cromwell's Café.

**St Mark's issues** received 5% of comments.

The other categories were mentioned in less than 5% of comments.

Responses to this question are summarised in the following table.

NB. A new café (Thrive Café and Wellbeing) has opened since the questionnaire was returned and appears to be a success, being popular with residents of Oliver's Battery and beyond.



**Q10. Please use space below if people in your household have any other comments relating to Facilities / Amenities in Oliver's Battery. (Continued)**

**SUMMARY OF RESPONSES**

<b>CATEGORY</b>	<b>Number of Comments</b>	<b>Percentage</b>
<b>Convenience Store Negatives</b>	28	11%
<b>Local shops etc Positives</b>	28	11%
<b>Community Centre Uses / Facilities</b>	27	10%
<b>Community Centre / Hall</b>	25	9%
<b>Cafe / Bar - Eatery - Pub</b>	23	9%
<b>New Shops etc</b>	22	8%
<b>Cafe Negatives</b>	17	6%
<b>St Marks Issues</b>	13	5%
<b>Community Shop Negatives</b>	9	3%
<b>St Mark's Replacement</b>	9	3%
<b>Recreation Ground</b>	8	3%
<b>Local Shops Generally Negatives</b>	6	2%
<b>None</b>	6	2%
<b>Bins / Recycling</b>	5	2%
<b>Shop Redevelopment</b>	5	2%
<b>Church</b>	4	2%
<b>Community Shop positives</b>	4	2%
<b>Community Centre Separate from Church</b>	3	1%
<b>Golf Clubhouse</b>	3	1%
<b>OBCC Design Opposition</b>	3	1%
<b>OBCC Design Support</b>	3	1%

Table continued on following page.

**Q10. Please use space below if people in your household have any other comments relating to Facilities / Amenities in Oliver's Battery. (Continued)**

**SUMMARY OF RESPONSES**

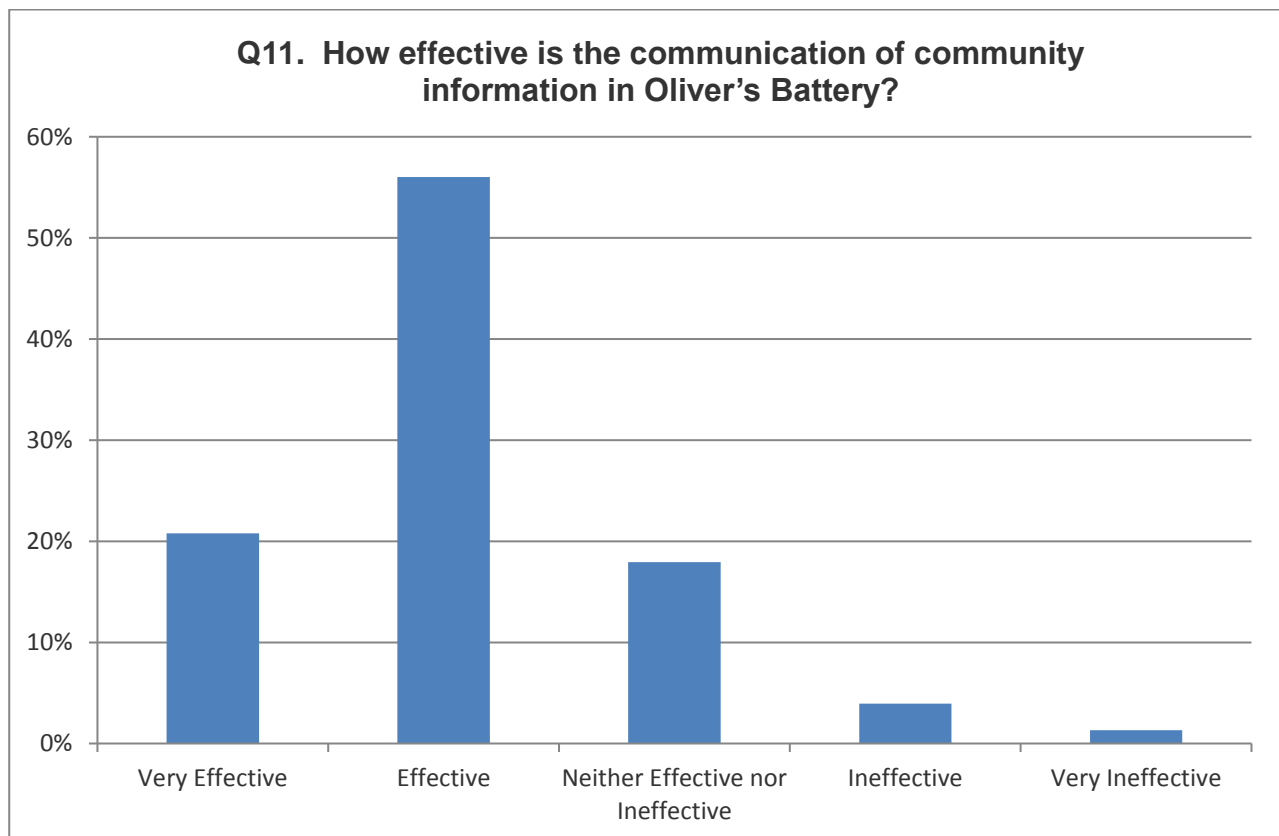
<b>CATEGORY</b>	<b>Number of Comments</b>	<b>Percentage</b>
<b>Battery</b>	2	<1%
<b>Community Centre Location Issues</b>	2	<1%
<b>Community Centre Risk / Problems</b>	2	<1%
<b>Co-op</b>	2	<1%
<b>Large Open Field</b>	2	<1%
<b>Café outdoor seating</b>	1	<0.5%
<b>More amenities more issues</b>	1	<0.5%
<b>Pub issues</b>	1	<0.5%
<b>Seats</b>	1	<0.5%
<b>Total Comments</b>	<b>265</b>	<b>100%</b>

**Q11. How effective is the communication of community information in Oliver’s Battery?**

457 (95%) households answered this question.

Just over three quarters of households (77%) responded that communication in Oliver’s Battery was either ‘Very Effective’ or ‘Effective’, whilst only 5% responded that it was either ‘Ineffective’ or ‘Very Ineffective’.

Answer Options	Responses	Percentage
Very Effective	95	21%
Effective	256	56%
Neither Effective nor Ineffective	82	18%
Ineffective	18	4%
Very Ineffective	6	1%
<b>TOTAL</b>	<b>457</b>	<b>100%</b>



## **Q12. How do people in your household prefer to receive community information?**

424 (88%) households answered at least part of this question.

Some responses did not use a different rank for each of the seven categories. However, it was decided to use the rankings that households had given. In some cases, a household ranked more than one category with the same preference. Some households did not rank all seven categories given, leaving some categories blank.

Despite this, even when using a variety of different measures to analyse the preferences, the conclusions were very similar.

The three most preferred means of receiving communication are:

1<sup>st</sup> choice – Hard copies and newsletters (335 households ranked this as their top choice)

2<sup>nd</sup> choice – Electronic newsletters (107 households ranked this as their top choice)

3<sup>rd</sup> choice – Local newspapers (55 households ranked this as their top choice)

Noticeboards and the Oliver's Battery Parish Council website came in 4<sup>th</sup> and 5<sup>th</sup> positions (the order varied depending on the way the data were interpreted). 32 households indicated that noticeboards were their most preferred way to receive community information; for the PC website it was 22.

Social Media and Word of Mouth were the two least favoured ways that households preferred to receive communication, with 18 and 23 households respectively choosing these options as their first choice.

**Q13. Please use the space below if you have any other comments about Communications in Oliver's Battery.**

105 (22%) households answered this question. In total there were 161 comments within the questionnaire that related to this question. Responses in this question generally followed the preferences indicated in response to the ranking question.

The largest number of comments related to **Hard Copies**, receiving 42% of comments. Of the 68 comments there were 16 mentions liking Oliver's Battery Magazine, 13 wanting hard copies generally and 12 liking Badger Farm News. There were 7 comments relating to problems with timing, deadlines etc. A clear preference was indicated for this type of communication. There was general approval of both the Community News and the Oliver's Battery Magazine and some comments indicated the desire for a more regular, informative publication for Oliver's Battery alone.

The second largest number of comments related to **Electronic Media**, receiving 14% of comments. Of the 22 comments there were 10 mentions supporting use of social media / electronic and 8 mentions of the PC website, the majority relating to the need for the PC website to be kept up-to-date.

The third equal largest number of comments related to **Issues** and **Other Methods**, receiving 12% of comments. Of the 20 comments relating to **Issues**, there were 5 mentions concerning confusion between Oliver's Battery Community Centre Ltd and the Oliver's Battery Plan. **Other Methods** comprised a wide range of comments including noticeboards, a local forum and a Neighbourhood Watch type structure of information for non-email users, but all with less than 5 mentions each.

**General comments** received 9% of comments. Of the 15 comments there were 6 mentions that communication was generally good.

**No IT** received 6% of comments. These related to households not having a computer or using email or social media.

The other categories were mentioned in less than 5% of comments.

The overall tone of comments was generally supportive of current methods of communication. However, frequency and timing of communication and improved publicity for activities and events were areas of concern. There were a number of comments thanking the distributors for their efforts.

Responses to this question are summarised in the following table.

**Q13 - Please use the space below if you have any other comments about Communications in Oliver's Battery. (Continued)**

**SUMMARY OF RESPONSES**

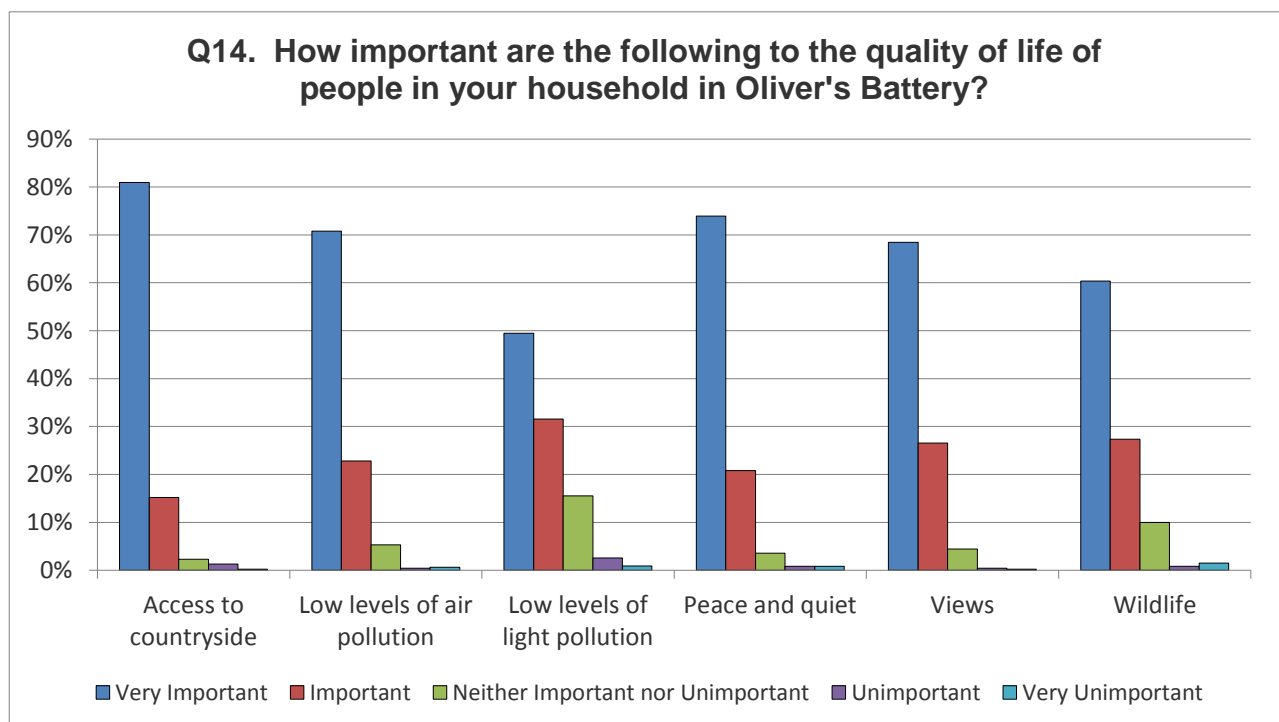
<b>CATEGORY</b>	<b>Number of Comments</b>	<b>Percentage</b>
<b>Hard Copies</b>	68	42%
<b>Electronic Media</b>	22	14%
<b>Issues</b>	20	12%
<b>Other Methods</b>	20	12%
<b>General Comments</b>	15	9%
<b>No IT</b>	10	6%
<b>Problems</b>	5	3%
<b>Suggestions</b>	1	<1%
<b>Total Comments</b>	<b>161</b>	<b>100%</b>

**Q14. How important are the following to the quality of life of people in your household in Oliver's Battery?**

477 (99%) households answered at least one part of this question. The responses clearly show how highly the residents of Oliver's Battery rate their quality of life in relation to the environmental issues highlighted in the question.

81% of respondents' state that **Access to the countryside** is 'Very Important', the highest response at this level. When combining 'Very Important' and 'Important', the top three responses were **Access to the countryside** (96%), **Peace and quiet** (95%) and **Views** (95%), very closely followed by **Low levels of air pollution** (94%).

Answer Options	Response Total	Very Important	Important	Neither Important nor Unimportant	Unimportant	Very Unimportant
<b>Access to countryside</b>	473	81%	15%	2%	1%	<0.5%
<b>Low levels of air pollution</b>	469	71%	23%	5%	<0.5%	1%
<b>Low levels of light pollution</b>	463	49%	32%	16%	3%	1%
<b>Peace and quiet</b>	476	74%	21%	4%	1%	1%
<b>Views</b>	475	68%	27%	4%	<0.5%	<0.5%
<b>Wildlife</b>	472	60%	27%	10%	1%	1%



**Q14. How important are the following to the quality of life of people in your household in Oliver's Battery? (Continued)**

There was also an open element to Q14, which prompted households to identify other aspects relating to their quality of life in Oliver's Battery. The following only deals with the open element.

71 households responded to the "Other please specify" option, i.e. 15% of the 477 households that responded to the closed part of Q14. In total there were 38 comments that related to this question. Two of the most popular have been left in this all-embracing category to demonstrate here that mention was made of good transport links and the unpopularity of more housebuilding.

It can be seen that the two most mentioned comments related to the location of Oliver's Battery: its good access to transport and facilities, as well as being fairly rural. This reflects the most popular answers to the closed questions.

The only other topic that received more than 5% of total comments was the dimness of the relatively new street lighting. There were a number of topics mentioned once only.

Responses to this question are summarised in the following table.



**Q14. How important are the following to the quality of life of people in your household in Oliver's Battery? (Continued)**

**SUMMARY OF RESPONSES (Other Please Specify)**

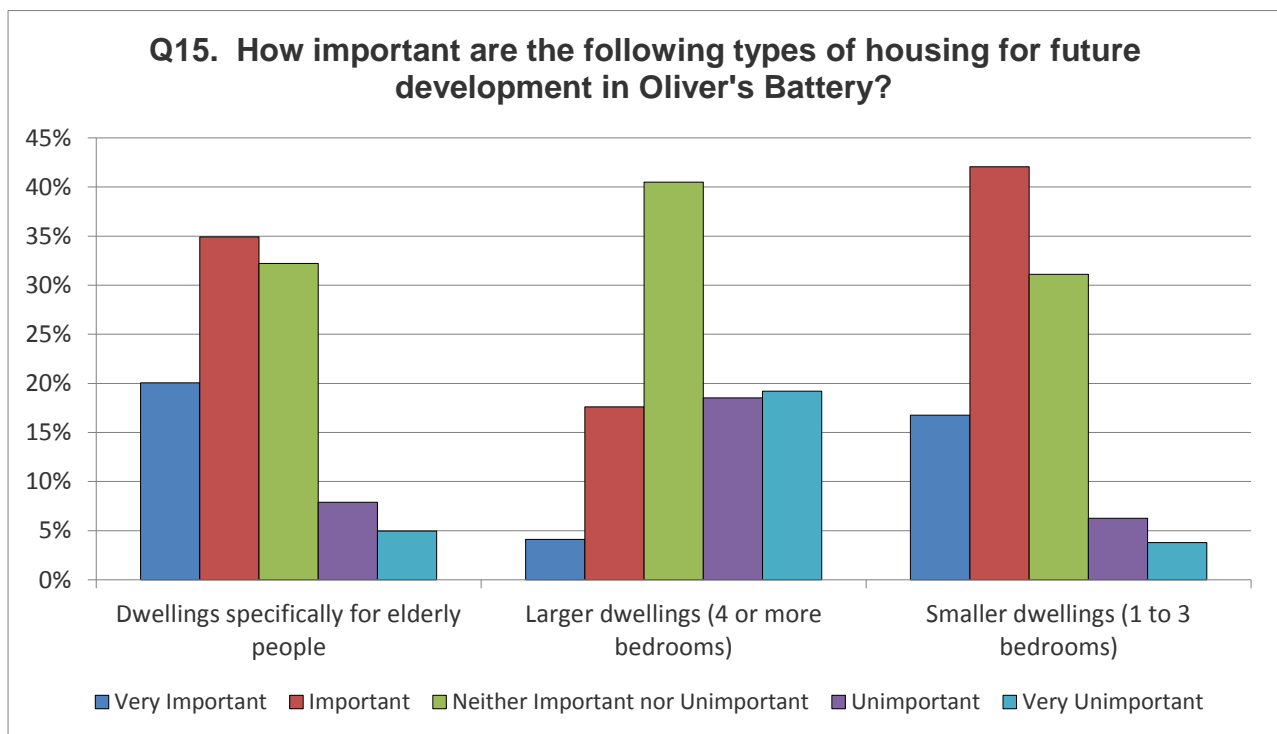
<b>Category</b>	<b>Number of Comments</b>	<b>Percentage</b>
<b>Good access to outside facilities and transport</b>	7	18%
<b>Countryside and access to it</b>	7	18%
<b>No housebuilding</b>	6	16%
<b>Against current lighting</b>	3	8%
<b>Tidy, lack of graffiti</b>	2	5%
<b>Fresh air</b>	1	3%
<b>Facilities not overcrowded</b>	1	3%
<b>Good footpath network</b>	1	3%
<b>Minimise development</b>	1	3%
<b>Limit height of boundary trees</b>	1	3%
<b>Keep to Oliver's Battery village plan</b>	1	3%
<b>Maintain listed assets</b>	1	3%
<b>Reduce fireworks</b>	1	3%
<b>Fewer fences</b>	1	3%
<b>Footpath map</b>	1	3%
<b>Skips on road</b>	1	3%
<b>Dog mess</b>	1	3%
<b>Noise on rec</b>	1	3%
<b>Total comments</b>	<b>38</b>	<b>100%</b>

**Q15. How important are the following types of housing for future development in Oliver's Battery?**

459 (96%) households answered at least one part of this question.

Combining the 'Very Important' and 'Important' responses, the option with the greatest support was for **Smaller dwellings** (263 responses), closely followed by **Dwellings specifically for elderly people** (244 responses). **Larger dwellings** received only 95 'Very Important' and 'Important' responses.

Answer Options	Response Total	Very Important	Important	Neither Important nor Unimportant	Unimportant	Very Unimportant
Dwellings specifically for elderly people	444	20%	35%	32%	8%	5%
Larger dwellings (4 or more bedrooms)	437	4%	18%	41%	19%	19%
Smaller dwellings (1 to 3 bedrooms)	447	17%	42%	31%	6%	4%



**Q15. How important are the following types of housing for future development in Oliver's Battery? (Continued)**

There was also an open element to Q15, which prompted households to identify other types of housing for future development in Oliver's Battery. The following only deals with the open element.

77 households responded to the "Other please specify" option, i.e. 17% of the 459 households that responded to the closed part of Q15. In total there were 81 comments that related to this question.

There was no question asking whether residents wanted more housing. However, by implication, a response to this question does give some guidance as to what is thought to be required, and 9% of comments were against any new housing.

It can be seen that housing that is **affordable** and **for young families** is ranked highly, as is **mixed housing**. There is no specific mention of large houses.

Housing for the **elderly / sheltered housing** was mentioned in 12% of the comments.

There were a number of topics mentioned once or twice only.

Responses to this question are summarised in the following table.

**Q15. How important are the following types of housing for future development in Oliver's Battery? (Continued)**

**SUMMARY OF RESPONSES (Other Please Specify)**

<b>CATEGORY</b>	<b>Number of Comments</b>	<b>Percentage</b>
<b>Affordable housing</b>	11	14%
<b>For young families</b>	10	12%
<b>Mixed housing</b>	10	12%
<b>No new development</b>	7	9%
<b>Homes for elderly</b>	6	7%
<b>Sheltered housing</b>	4	5%
<b>Keep as is</b>	3	4%
<b>Max two storeys</b>	3	4%
<b>Limited development</b>	2	2%
<b>Social housing</b>	2	2%
<b>Only bungalows</b>	2	2%
<b>Rental property</b>	2	2%
<b>Flats</b>	2	2%
<b>Can't answer</b>	2	2%
<b>Low rise</b>	1	1%
<b>Improve "streets slopes"</b>	1	1%
<b>Improve existing to 21st century</b>	1	1%
<b>No brownfield development</b>	1	1%
<b>Small flats</b>	1	1%
<b>Annexes for elderly relatives</b>	1	1%
<b>Mobile homes</b>	1	1%

Table continued on following page.

**Q15. How important are the following types of housing for future development in Oliver's Battery? (Continued)**

**SUMMARY OF RESPONSES (Other Please Specify)**

<b>CATEGORY</b>	<b>Number of Comments</b>	<b>Percentage</b>
<b>Student flats</b>	1	1%
<b>For local people</b>	1	1%
<b>More local shops restaurants bar</b>	1	1%
<b>Sensitively built</b>	1	1%
<b>Self-built</b>	1	1%
<b>Convert bungalows to houses</b>	1	1%
<b>For disabled</b>	1	1%
<b>Small developments</b>	1	1%
<b>Total</b>	<b>81</b>	<b>100%</b>

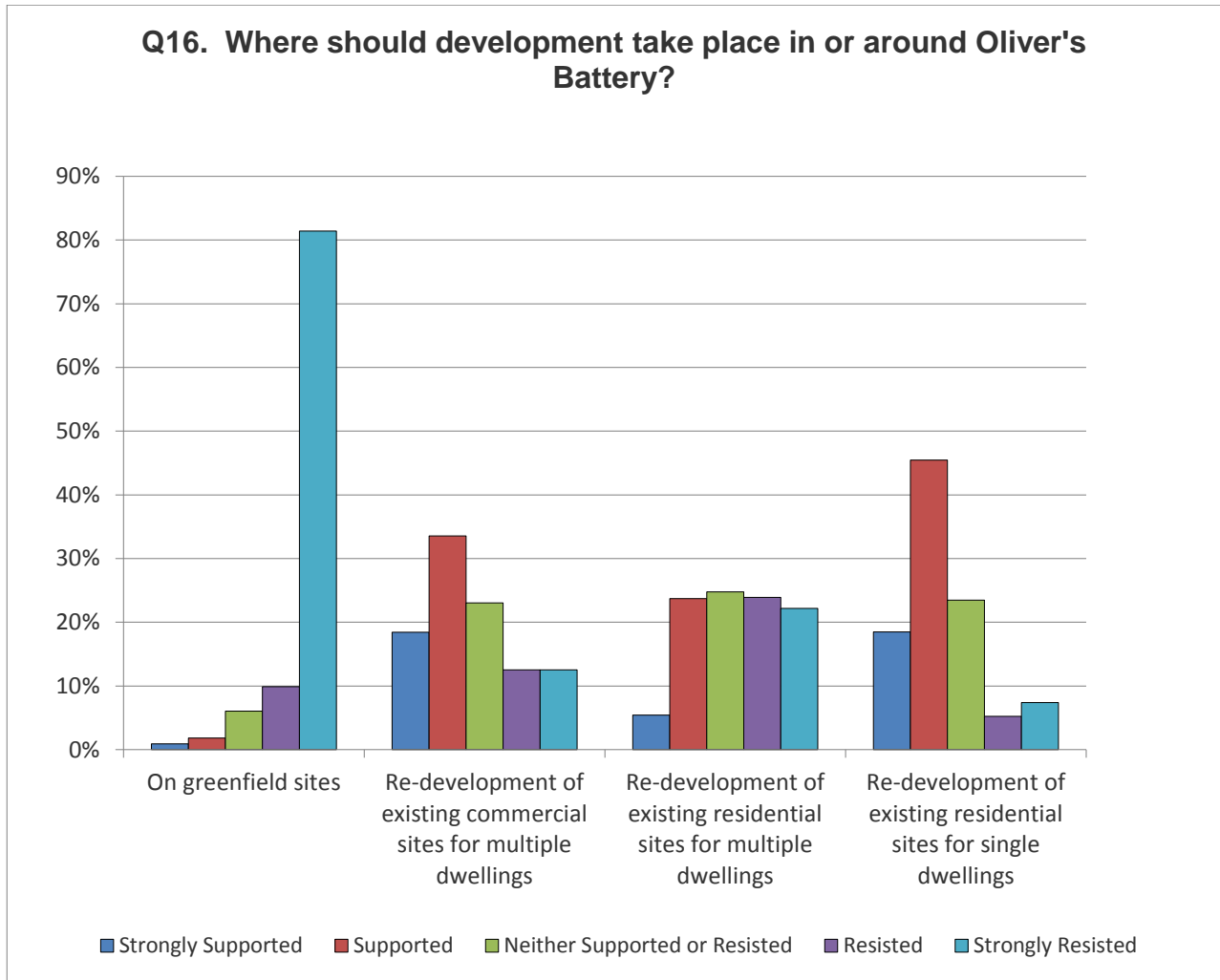
**Q16. Where should development take place in or around Oliver’s Battery?**

471 (98%) households answered at least one part of this question.

Of the four categories the one with the greatest support (combining ‘Strongly Supported’ and ‘Supported’ responses) was for the **Re-development of existing residential sites for single dwellings** (294 responses, 63%). The category with the highest level of resistance (combining ‘Resisted’ and ‘Strongly Resisted’ responses) was for development **On greenfield sites** (407 responses, 91%).

Answer Options	Response Total	Strongly Supported	Supported	Neither Supported or Resisted	Resisted	Strongly Resisted
<b>On greenfield sites</b>	446	1%	2%	6%	10%	81%
<b>Re-development of existing commercial sites for multiple dwellings</b>	456	18%	34%	23%	13%	13%
<b>Re-development of existing residential sites for multiple dwellings</b>	460	5%	24%	25%	24%	22%
<b>Re-development of existing residential sites for single dwellings</b>	460	18%	45%	23%	5%	7%

**Q16. Where should development take place in or around Oliver's Battery? (Continued)**



**Q16. Where should development take place in or around Oliver's Battery? (Continued)**

There was also an open element to Q16, which prompted households to identify where other development should take place in and around Oliver's Battery. The following only deals with the open element.

46 households responded to the "Other please specify" option, i.e. less than 10% of the 471 households that responded to the closed part of Q16. In total there were 48 comments that related to this question.

Comments have not been transferred between the two development questions. One or two of these perhaps relate to type of buildings. The only response that is mentioned in over 10% of comments is for **No development**. By adding **For infill development, Divide large plots and Extend existing houses** one could argue that there are 18% in favour of some development on existing plots. There is no other obvious conclusion arising from these comments.

There were a number of topics mentioned once or twice only.

Responses to this question are summarised in the following table.



**Q16. Where should development take place in or around Oliver's Battery? (Continued)**

**SUMMARY OF RESPONSES (Other Please Specify)**

<b>CATEGORY</b>	<b>Number of Comments</b>	<b>Percentage</b>
<b>No development</b>	6	13%
<b>For infill development</b>	5	10%
<b>No greenfield development</b>	4	8%
<b>For affordable housing</b>	3	6%
<b>Develop Bushfield Camp</b>	3	6%
<b>No brownfield / infill development</b>	2	4%
<b>Against Pitt Vale development</b>	2	4%
<b>Divide large plots</b>	2	4%
<b>Extend existing houses</b>	2	4%
<b>Redevelop shops as shops</b>	2	4%
<b>Develop behind shops</b>	2	4%
<b>Each on its own merits</b>	2	4%
<b>No redevelopment of shops area</b>	1	2%
<b>No "Winchester Village" type development</b>	1	2%
<b>No flats</b>	1	2%
<b>Development at Pitt Vale better than in Texas field</b>	1	2%
<b>Variety needed</b>	1	2%
<b>No more development without better transport links</b>	1	2%
<b>Development for local people</b>	1	2%
<b>Keep in same style</b>	1	2%
<b>Development for first time buyers</b>	1	2%

Table continued on following page.

**Q16. Where should development take place in or around Oliver's Battery? (Continued)**

**SUMMARY OF RESPONSES (Other Please Specify)**

<b>CATEGORY</b>	<b>Number of Comments</b>	<b>Percentage</b>
<b>One for one replacement</b>	1	2%
<b>Keep to existing heights</b>	1	2%
<b>Build bungalows only</b>	1	2%
<b>Multi dwellings for elderly</b>	1	2%
<b>Total</b>	<b>48</b>	<b>100%</b>

**Q17. Please use the space below if people in your household have any other comments relating to Environment and Development in or around Oliver's Battery.**

181 (38%) households answered this question. In total there were 241 comments within the questionnaire that related to this question.

The number of households completing this question was more than double those that completed the open boxes relating to development.

Nearly a quarter of the comments (22%) were **against greenfield development**; this was the issue that was mentioned the most in this question.

9% of comments were against **infill development**, followed by 8% suggesting that there should be **no development without infrastructure improvements**.

The only other comment receiving over 5% of the total comments was **against the new street lights**.

Responses to this question are summarised in the following table.

**Q17. Please use the space below if people in your household have any other comments relating to Environment and Development in or around Oliver's Battery. (Continued)**

**SUMMARY OF RESPONSES**

<b>CATEGORY</b>	<b>Number of Comments</b>	<b>Percentage</b>
<b>No development in Texas Drive field or around Oliver's Battery</b>	54	22%
<b>No infill development</b>	22	9%
<b>No development without infrastructure improvements</b>	20	8%
<b>Against new street lighting</b>	20	8%
<b>Anti Pitt Vale</b>	9	4%
<b>Dog fouling</b>	6	2%
<b>Keep as is</b>	5	2%
<b>Maintain spirit of village statement</b>	5	2%
<b>Develop behind shops</b>	4	2%
<b>Nice place to live</b>	4	2%
<b>Provide accommodation for elderly</b>	3	1%
<b>Development for all ages</b>	3	1%
<b>Against house extensions upwards</b>	3	1%
<b>For mixed housing types</b>	3	1%
<b>Loss of views by development</b>	3	1%
<b>Good mix of development</b>	3	1%
<b>Improve path to MUGA (Rec games area)</b>	3	1%
<b>Encourage families to move to Oliver's Battery</b>	2	1%
<b>Don't overcrowd development</b>	2	1%
<b>Only build bungalows</b>	2	1%
<b>New dwellings should be 1-2 bedroom</b>	2	1%

Table continued on following page.

**Q17. Please use the space below if people in your household have any other comments relating to Environment and Development in or around Oliver's Battery. (Continued)**

**SUMMARY OF RESPONSES**

<b>CATEGORY</b>	<b>Number of Comments</b>	<b>Percentage</b>
<b>In favour of converting bungalows to chalets</b>	2	1%
<b>Height restrictions on development</b>	2	1%
<b>Redevelop shops and behind</b>	2	1%
<b>Need bottle collection service</b>	2	1%
<b>Maintain hedges beside paths</b>	2	1%
<b>Badly maintained houses</b>	2	1%
<b>Against bonfires</b>	2	1%
<b>Good access to countryside</b>	2	1%
<b>Improving Badger Farm Road junction may encourage development (bad)</b>	2	1%
<b>Path around rec to conservation area</b>	2	1%
<b>Plant trees</b>	2	1%
<b>Existing infrastructure insufficient</b>	1	<1%
<b>For some development</b>	1	<1%
<b>More dwellings for elderly</b>	1	<1%
<b>Develop Bushfield Camp</b>	1	<1%
<b>Provide social housing</b>	1	<1%
<b>Develop existing sites</b>	1	<1%
<b>OK to build flats on large plots</b>	1	<1%
<b>Lack of communal land</b>	1	<1%
<b>Development should be carbon neutral</b>	1	<1%
<b>For improving old dwellings</b>	1	<1%

Table continued on following page.

**Q17. Please use the space below if people in your household have any other comments relating to Environment and Development in or around Oliver's Battery. (Continued)**

**SUMMARY OF RESPONSES**

<b>CATEGORY</b>	<b>Number of Comments</b>	<b>Percentage</b>
<b>New dwellings should only be for locals</b>	1	<1%
<b>No residential plots on caravan park</b>	1	<1%
<b>Liaise with other parishes to resist development</b>	1	<1%
<b>Oliver's Battery becoming urbanised</b>	1	<1%
<b>Renew Oliver's Battery design statement</b>	1	<1%
<b>OK for Pitt development</b>	1	<1%
<b>Against Winchester Village</b>	1	<1%
<b>Influence planners</b>	1	<1%
<b>Enforce planning controls</b>	1	<1%
<b>No consistency in WCC planners</b>	1	<1%
<b>Don't redevelop shops</b>	1	<1%
<b>WCC leave bins in right place</b>	1	<1%
<b>No manure on fields or roads</b>	1	<1%
<b>Garden machinery noise</b>	1	<1%
<b>No horses in fields</b>	1	<1%
<b>Remove overhead power lines</b>	1	<1%
<b>Tree planting on green verges</b>	1	<1%
<b>Noisy M3</b>	1	<1%
<b>Turn lighting off after midnight</b>	1	<1%
<b>Code of behaviour for builders in Oliver's Battery</b>	1	<1%
<b>Financial assistance to maintain unkempt housing</b>	1	<1%

Table continued on following page.

**Q17. Please use the space below if people in your household have any other comments relating to Environment and Development in or around Oliver’s Battery. (Continued)**

**SUMMARY OF RESPONSES**

<b>CATEGORY</b>	<b>Number of Comments</b>	<b>Percentage</b>
<b>Seating by footpaths</b>	1	<1%
<b>Encourage walking and OB Conservation Group</b>	1	<1%
<b>Path along edge of field</b>	1	<1%
<b>Development should respect existing environment</b>	1	<1%
<b>Good for dog walking</b>	1	<1%
<b>No hard landscaping in front gardens</b>	1	<1%
<b>Prevent trees from being cut down</b>	1	<1%
<b>Like conservation area</b>	1	<1%
<b>Future of mobile home park</b>	1	<1%
<b>Concern about OB Plan being made public / development</b>	1	<1%
<b>Total Comments</b>	<b>241</b>	<b>100%</b>

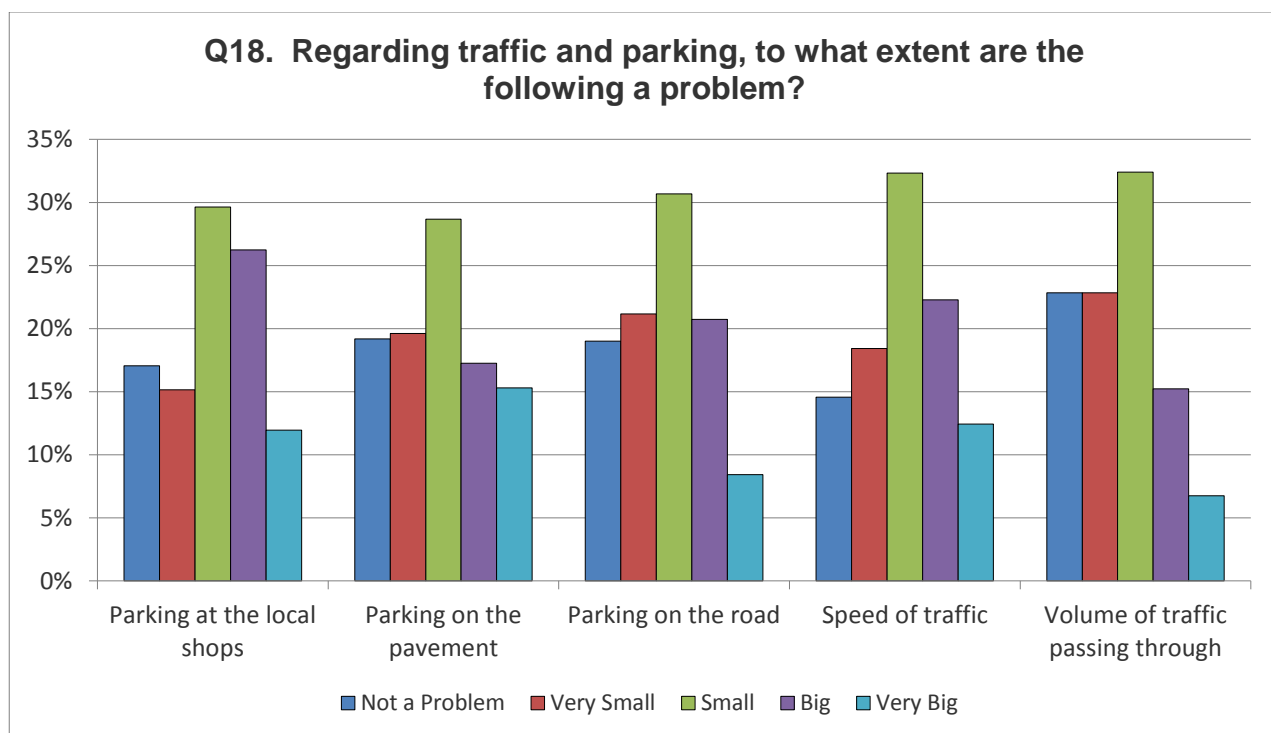
**Q18. Regarding traffic and parking, to what extent are the following a problem?**

474 (99%) households answered at least one part of this question.

The issue with the largest 'Big' and 'Very Big' combined response was **Parking at the local shops** (38%, 179 responses), closely followed by the **Speed of traffic** (34%, 162 responses), **Parking on the pavement** (32%, 151 responses), and **Parking on the road** (29%, 135 responses).

However, all of the five categories gained a higher number of responses when combining the 'Small' or 'Very Small' responses, indicating that households considered the issues to be less of a problem.

Answer Options	Response Total	Not a Problem	Very Small	Small	Big	Very Big
<b>Parking at the local shops</b>	469	17%	15%	30%	26%	12%
<b>Parking on the pavement</b>	464	19%	20%	29%	17%	15%
<b>Parking on the road</b>	463	19%	21%	31%	21%	8%
<b>Speed of traffic</b>	467	15%	18%	32%	22%	12%
<b>Volume of traffic passing through</b>	460	23%	23%	32%	15%	7%





**Q18. Regarding traffic and parking, to what extent are the following a problem? (Continued)**

There was also an open element to Q18, which prompted households to identify other problems relating to traffic and parking in Oliver's Battery. The following only deals with the open element.

108 households responded to the "Other please specify" option in this question, i.e. just under a quarter of households that responded to the closed part of Q18. In total there were 115 comments that related to this question.

Of these 115 "Other" comments there are 6 that are sufficiently different that they have not been grouped together into a category. These are noted as "Sundries" at the end of the following table.

The largest number of "Other" comments related to the **Road Parking**, receiving 30% of comments. Approximately half of these related to parking at or near bends and junctions.

The second largest number of "Other" comments related to the **Shops Parking** (23%). These included seven mentions relating to the dentist reserving parking, which was subsequently removed following concerns raised by the Parish Council.

The third largest number of "Other" facilities related to the **Road Junction** (9%).

**School Traffic** received 8% of comments and the **Caravan Park** received 5% of comments. The other categories were mentioned in less than 5% of comments.

Responses to this question are summarised in the following table.

Q18. Regarding traffic and parking, to what extent are the following a problem? (Continued)

**SUMMARY OF RESPONSES (Other Please Specify)**

<b>CATEGORY</b>	<b>Number of Comments</b>	<b>Percentage</b>
Road Parking	35	30%
Shops Parking	26	23%
Road Junction	10	9%
School Traffic	9	8%
Caravan Park	6	5%
Road Surface	5	4%
Traffic Speed	4	3%
Hedges	3	3%
Large Lorries	3	3%
Pavements	3	3%
Poor Driving	3	3%
Dog Excrement	2	2%
Sundries (all 1)	6	5%
<b>Total Comments</b>	<b>115</b>	<b>100%</b>

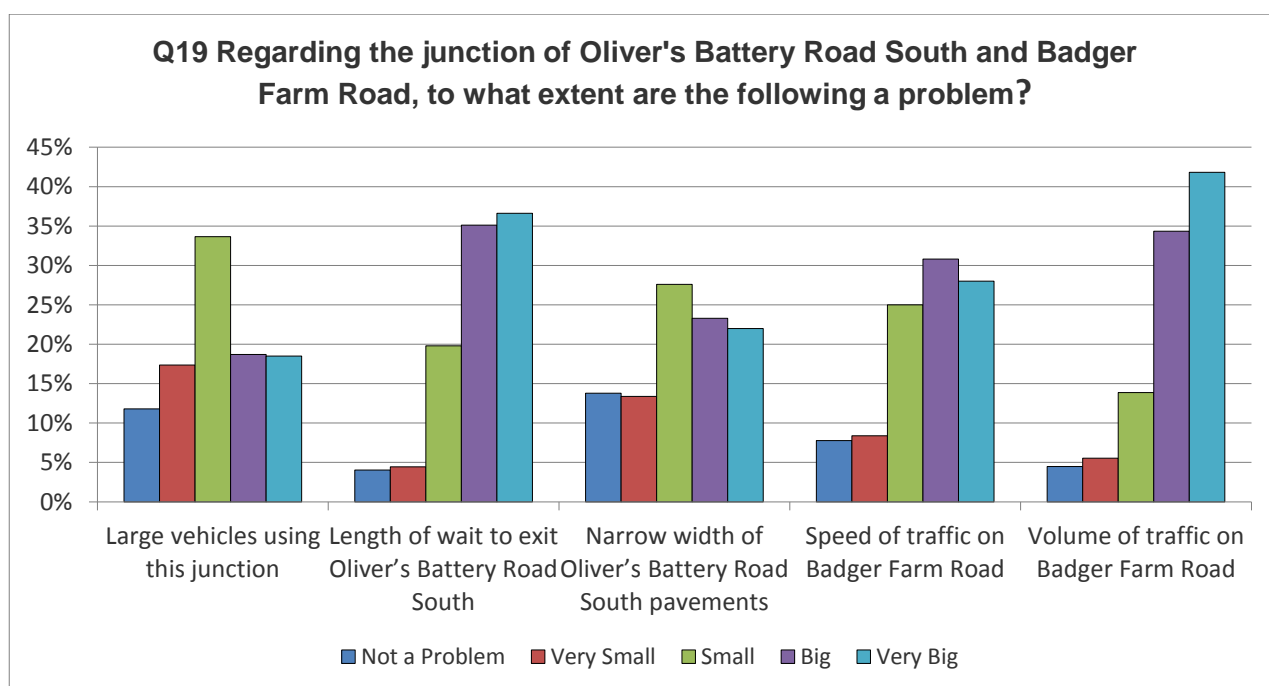
**Q19. Regarding the junction of Oliver’s Battery Road South and Badger Farm Road, to what extent are the following a problem?**

476 (99%) households answered at least one part of this question.

Households were asked about the five issues relating to the junction of Oliver’s Battery Road South and Badger Farm Road: large vehicles, length of wait to exit, width of pavements, as well as the speed and volume of traffic on Badger Farm Road. Of these five issues the one with the highest ‘Big’ and ‘Very Big’ combined response was the **Volume of traffic on Badger Farm Road** (76% of households, 357 responses), closely followed by the **Length of wait to exit Oliver’s Battery Road South** (73%, 337 responses). The **Speed of traffic on Badger Farm Road** was a ‘Very Big’ or ‘Big’ issue for 59% of respondents (273 responses).

Of the two remaining categories, **Narrow width of Oliver’s Battery Road South pavements** was a ‘Very Big’ or ‘Big’ problem for 45% of households whilst **Large vehicles using this junction** was only a ‘Very Big’ or ‘Big’ problem for 37% of households.

Answer Options	Response Total	Not a Problem	Very Small	Small	Big	Very Big
Large vehicles using this junction	449	12%	17%	34%	19%	18%
Length of wait to exit Oliver’s Battery Road South	470	4%	4%	20%	35%	37%
Narrow width of Oliver’s Battery Road South pavements	464	14%	13%	28%	23%	22%
Speed of traffic on Badger Farm Road	464	8%	8%	25%	31%	28%
Volume of traffic on Badger Farm Road	469	4%	6%	14%	34%	42%



**Q19. Regarding the junction of Oliver’s Battery Road South and Badger Farm Road, to what extent are the following a problem? (Continued)**

There was also an open element to Q19, which prompted households to identify other aspects relating to traffic and parking in Oliver’s Battery. The following only deals with the open element.

103 households responded to the “Other please specify” option in this question, i.e. just over a fifth of households that responded to the closed part of Q19. In total there were 116 comments that related to this question.

Of these 116 “Other” comments there are 7 that are sufficiently different that they have not been grouped together into a category. These are noted as “Sundries” at the end of the following table.

The largest number of “Other” comments related to the **Junction: Sundry**, receiving 16% of comments. These included: lack of traffic control, improvements long overdue, impatience, bad judgement, crazy risks pulling out etc.

The second largest number of “Other” comments related to the **Junction: Traffic Lights**, receiving 12% of comments. This is the most popular specific traffic control measure and there are several references to the traffic lights at Winchester Village.

The third largest number of “Other” facilities related to Badger Farm Road with **Traffic Volume**, receiving 9% of comments.

**Junction: Turn Right**, **Junction: Poor Visibility** and **Junction: Roundabout** all received 8% of comments. There is some connection between the **Turn Right** and **Poor Visibility** categories in that the former includes comments on badly positioned vehicles making it difficult or impossible for others to exit Oliver’s Battery Road South and the latter includes comments on positioning vehicles, so another driver can see when it is clear to exit.

**Junction: Left Turn Only** received 7% of comments.

**Badger Farm Road: 30 mph** and **Junction: Pavement** both received 6% of comments.

**Junction: Keep Clear Signs / Box Junction** received 5% of comments.

The other categories were mentioned in less than 5% of comments.

Responses to this question are summarised in the following table.

**Q19 – Regarding the junction of Oliver’s Battery Road South and Badger Farm Road, to what extent are the following a problem? (Continued)**

**SUMMARY OF RESPONSES (Other Please Specify)**

<b>CATEGORY</b>	<b>Number of Comments</b>	<b>Percentage</b>
<b>Junction: Sundry</b>	18	16%
<b>Junction: Traffic Lights</b>	14	12%
<b>Badger Farm Road: Traffic Volume</b>	10	9%
<b>Junction: Turn Right</b>	9	8%
<b>Junction: Poor visibility</b>	9	8%
<b>Junction: Roundabout</b>	9	8%
<b>Junction: Left Turn Only</b>	8	7%
<b>Badger Farm Road: 30 mph</b>	7	6%
<b>Junction: Pavement</b>	7	6%
<b>Junction: Keep Clear Signs / Box Junction</b>	6	5%
<b>Junction: Peak Times</b>	4	3%
<b>Junction: Left Filter</b>	3	3%
<b>Junction: Left Turn into Oliver’s Battery</b>	3	3%
<b>Junction: NO Lights</b>	2	2%
<b>Sundries (all 1)</b>	7	6%
<b>Total Comments</b>	<b>116</b>	<b>100%</b>

**Q20 - Please use space below if people in your household have any other comments relating to Roads and Pavements in Oliver's Battery.**

255 (53%) households answered this question. In total there were 645 comments within the questionnaire that related to this question.

The largest number of comments related to **Junction: General Safety**, received 14% of comments.

The second largest number of comments related to **Pavements: Maintenance** (11%).

The third largest number of comments, related to **Roads: Maintenance** (8%).

**Junction: Add Traffic lights** received 6% of comments.

**Parking: At or Near Shops** received 5% of comments.

The other categories were mentioned in less than 5% of comments.

257 comments related to the **Junction** overall, i.e. 40% of comments, of which over a third was **General Safety**. The most popular specific change was **Traffic Lights**.

157 comments related to **Roads** overall, i.e. 24% of comments, of which over a third was **Maintenance**.

105 comments related to **Pavements** overall, i.e. 16% of comments, of which almost two thirds were **Maintenance**.

104 comments related to **Parking** overall, i.e. also 16% of comments, of which almost a third was **At or Near Shops** and over a quarter was **On Roads**.

Responses to this question are summarised in the following table.

**Q20 - Please use space below if people in your household have any other comments relating to Roads and Pavements in Oliver's Battery. (Continued)**

**SUMMARY OF RESPONSES**

<b>CATEGORY</b>	<b>Number of Comments</b>	<b>Percentage</b>
<b>Junction: General Safety</b>	91	14%
<b>Pavements: Maintenance</b>	69	11%
<b>Roads: Maintenance</b>	54	8%
<b>Junction: Add Traffic lights</b>	40	6%
<b>Parking: At or Near Shops</b>	31	5%
<b>Parking: On Roads</b>	29	4%
<b>Junction: Improve</b>	26	4%
<b>Junction: Speed on Badger Farm Road</b>	25	4%
<b>Roads: Traffic Speed in OB</b>	24	4%
<b>Pavements: Hedges Overhanging</b>	20	3%
<b>Junction: Left Turn only</b>	17	3%
<b>Junction: Waiting in OBRS</b>	15	2%
<b>Parking: For Dentist</b>	14	2%
<b>Junction: Add Roundabout</b>	13	2%
<b>Roads: Street Lighting</b>	13	2%
<b>Roads: Traffic volume</b>	12	2%
<b>Junction: Improve Left Turn</b>	11	2%
<b>Roads: Drainage Maintenance</b>	11	2%
<b>Parking: On Pavements</b>	11	2%
<b>Roads: Recreation Ground Access Road Repair</b>	10	2%
<b>Parking: Near Bends / Junctions</b>	10	2%

Table continued on following page.

**Q20 - Please use space below if people in your household have any other comments relating to Roads and Pavements in Oliver's Battery. (Continued)**

**SUMMARY OF RESPONSES**

<b>CATEGORY</b>	<b>Number of Comments</b>	<b>Percentage</b>
<b>Junction: Traffic Volume Badger Farm Road</b>	8	1%
<b>Roads: Child Safety</b>	8	1%
<b>Cycle Routes into Town</b>	8	1%
<b>Junction: Widen Pavement</b>	6	<1%
<b>Parking: More at Recreation Ground</b>	6	<1%
<b>Pavements: Grass Verges</b>	6	<1%
<b>Pavements: Dog Fouling</b>	6	<1%
<b>Roads: Provide Traffic Calming</b>	5	<1%
<b>Roads: Millers Lane</b>	4	<1%
<b>Pavements: Drop Kerbs</b>	4	<1%
<b>Cycle Route along Badger Farm Road</b>	4	<1%
<b>Mount View / Seldon Close Barrier</b>	4	<1%
<b>Junction: Pedestrians / Underpass</b>	3	<0.5%
<b>Roads: White Lining</b>	3	<0.5%
<b>Road: Sweeping</b>	3	<0.5%
<b>Roads: Port Lane</b>	2	<0.5%
<b>Don't Drive Much / Don't Have Car</b>	2	<0.5%
<b>Junction: Safe Cycle Crossing to OBRNorth</b>	1	<0.5%
<b>Junction: Development Issues</b>	1	<0.5%
<b>Roads: Central White Line Compton Way Bend</b>	1	<0.5%
<b>Roads: Grit Bin</b>	1	<0.5%

Table continued on following page.



**Q20 - Please use space below if people in your household have any other comments relating to Roads and Pavements in Oliver's Battery. (Continued)**

**SUMMARY OF RESPONSES**

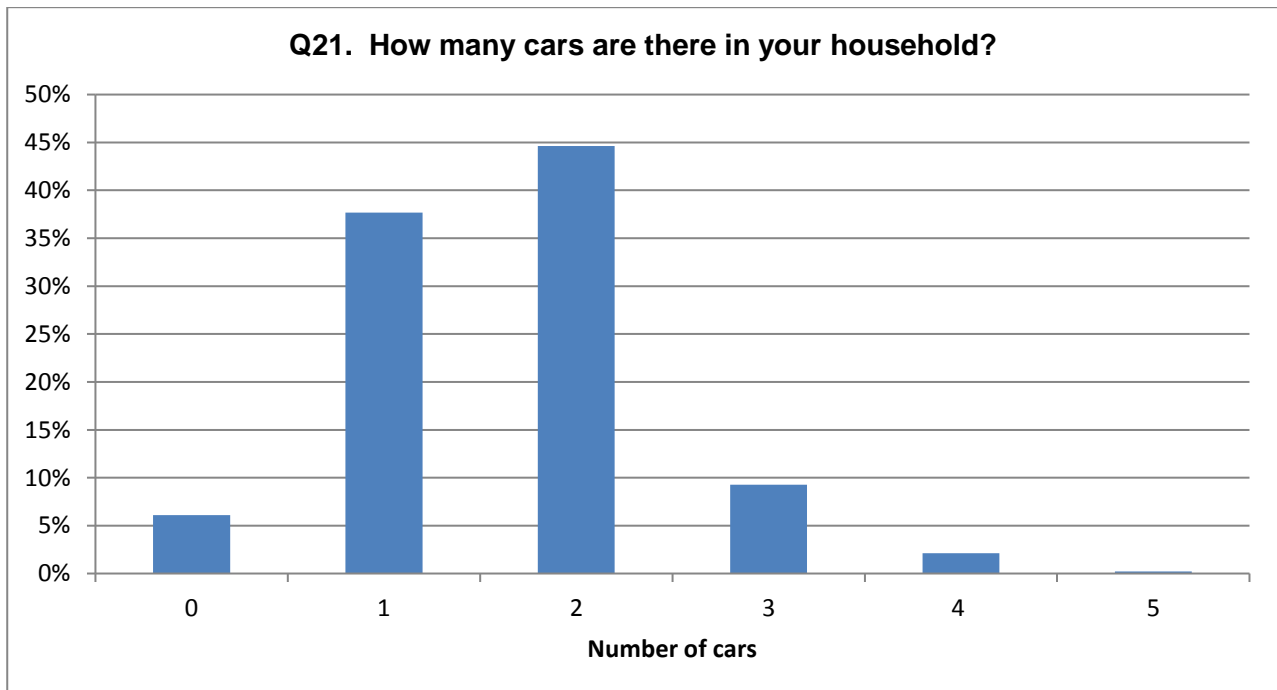
<b>CATEGORY</b>	<b>Number of Comments</b>	<b>Percentage</b>
<b>Roads: Romsey Road a Dual Carriageway</b>	1	<0.5%
<b>Roads: Crossing near shops</b>	1	<0.5%
<b>Roads: Crossing at Sainsbury's Roundabout</b>	1	<0.5%
<b>Roads: Bus Lane from Sainsbury's Roundabout</b>	1	<0.5%
<b>Roads: Use own Driveway to Turn Around</b>	1	<0.5%
<b>Roads: Horse and Cart Regularly Causes Chaos</b>	1	<0.5%
<b>Parking: Outsiders</b>	1	<0.5%
<b>Parking: Management Near School</b>	1	<0.5%
<b>Parking: Mirror at Recreation Ground</b>	1	<0.5%
<b>Headphones Jogger is a Menace</b>	1	<0.5%
<b>Cycle Lane to Compton</b>	1	<0.5%
<b>Cycle Rack at MUGA</b>	1	<0.5%
<b>Cycle Rack at Shops</b>	1	<0.5%
<b>Total Comments</b>	<b>645</b>	<b>100%</b>

**Q21. How many cars are there in your household?**

475 (99%) households answered this question.

83% of respondents have one or two cars in their household. Only 6% of households do not have a car and 11% have three or more cars.

Answer Options	Responses	Percentage
0 cars	29	6%
1 car	179	38%
2 cars	212	45%
3 cars	44	9%
4 cars	10	2%
5 cars	1	<0.5%
<b>TOTAL</b>	<b>475</b>	<b>100%</b>



**Q22 What would encourage people in your household to use the public bus services that run through Oliver's Battery (or use them more often)?**

410 (85%) households answered this question. After omitting "not applicable" responses and making appropriate transfers, in total there were 693 comments within the questionnaire that related to this question.

The largest number of comments (29%) related to a **More frequent** service; the second largest number of comments (14%) related to **Reliability** and the third largest number of comments (10%) related to **Lower cost**.

**Re-routing No. 5** and **buses in the late afternoon and evening** both received 6% of comments.

The other categories were mentioned in less than 5% of comments.

In total 226 comments (32%) related to the **frequency, reliability** and **timing** of the service.

79 comments (11%) related to the **cost of fares, use of bus passes** and **types of tickets**.

33 comments (5%) related to the desirability of the no.63 bus taking a **direct route into town**.

Responses to this question are summarised in the following table.

**Q22 What would encourage people in your household to use the public bus services that run through Oliver's Battery (or use them more often)? (Continued)**

**SUMMARY OF RESPONSES**

<b>CATEGORY</b>	<b>Number of Comments</b>	<b>Percentage</b>
<b>More frequent</b>	201	29%
<b>Reliability</b>	98	14%
<b>Lower cost</b>	68	10%
<b>Use No. 5 bus</b>	44	6%
<b>Later in afternoon / evening</b>	44	6%
<b>Better timings</b>	28	4%
<b>Circulate / publicise timetable</b>	25	4%
<b>Morning service for commuters</b>	23	3%
<b>Nothing would encourage at present</b>	22	3%
<b>Direct route to town</b>	19	3%
<b>Happy as is</b>	17	2%
<b>Change route</b>	14	2%
<b>Run weekend / Saturday service</b>	12	2%
<b>Divert the occasional No 5</b>	12	2%
<b>Shorter distance between stops</b>	8	1%
<b>No need, use car / bike</b>	7	1%
<b>Re-start No 2 service</b>	5	1%
<b>Personal circumstances do not allow</b>	4	1%
<b>A smaller bus</b>	4	1%
<b>More comfortable bus stop</b>	3	<0.5%

Table continued on following page.

**Q22 What would encourage people in your household to use the public bus services that run through Oliver's Battery (or use them more often)? (Continued)**

**SUMMARY OF RESPONSES**

<b>CATEGORY</b>	<b>Number of Comments</b>	<b>Percentage</b>
<b>Divert the No 5</b>	3	<0.5%
<b>Walk or cycle, only use bus if wet</b>	2	<0.5%
<b>Revert to previous timetable</b>	2	<0.5%
<b>Journeys out of town, so use car</b>	2	<0.5%
<b>Development</b>	2	<0.5%
<b>Clearer timetable</b>	2	<0.5%
<b>Allow OB residents to use Park and Ride</b>	2	<0.5%
<b>Would use in the future</b>	1	<0.5%
<b>Use my bus pass</b>	1	<0.5%
<b>Under 16s free</b>	1	<0.5%
<b>Ticket valid on 63 and 5</b>	1	<0.5%
<b>Return tickets available before 9am</b>	1	<0.5%
<b>Reduced service weekends</b>	1	<0.5%
<b>Priority bus lanes to avoid traffic</b>	1	<0.5%
<b>Pedestrian crossing across Oliver's Battery Road South and Badger Farm Road</b>	1	<0.5%
<b>More child friendly</b>	1	<0.5%
<b>Journeys off bus routes, use car</b>	1	<0.5%
<b>Good weather and no shopping to carry</b>	1	<0.5%
<b>Gaining bus pass</b>	1	<0.5%
<b>Free travel</b>	1	<0.5%

Table continued on following page.

**Q22 What would encourage people in your household to use the public bus services that run through Oliver’s Battery (or use them more often)? (Continued)**

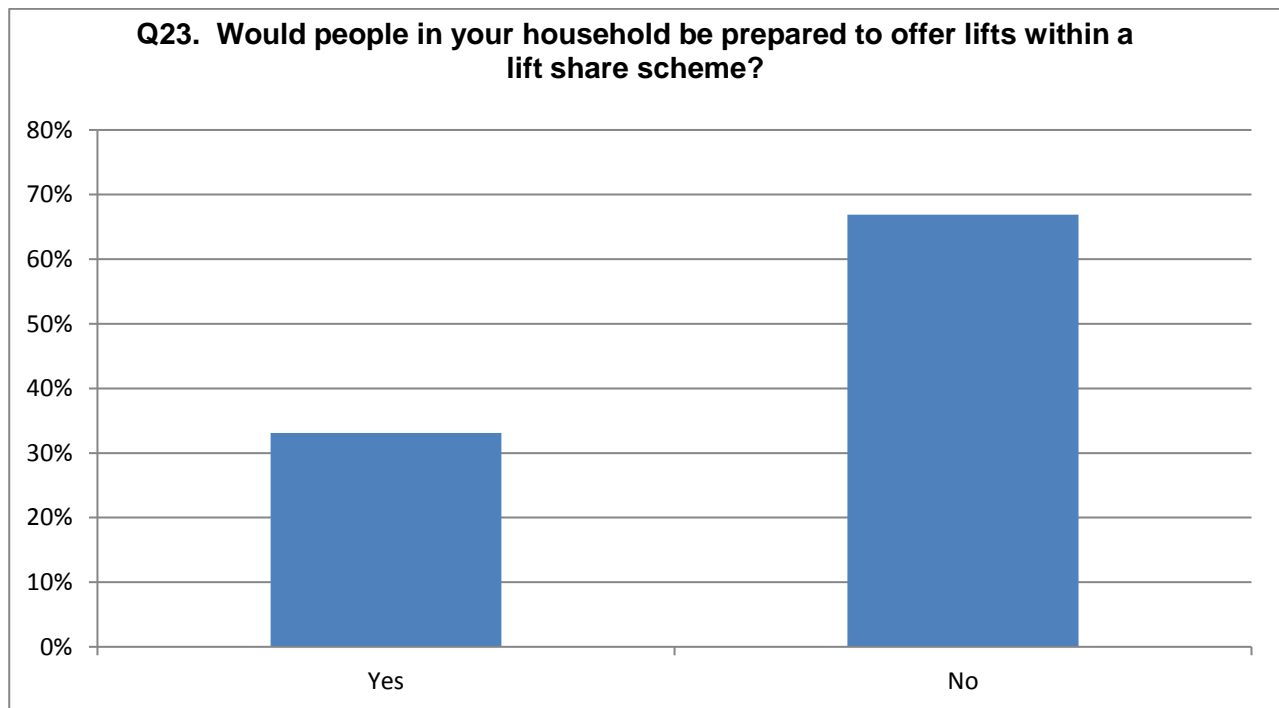
**SUMMARY OF RESPONSES**

<b>CATEGORY</b>	<b>Number of Comments</b>	<b>Percentage</b>
Free bus pass for under 16	1	<0.5%
Free bus pass for over 60s	1	<0.5%
Encourage people with cheap offers	1	<0.5%
Divert Park and Ride if not busy	1	<0.5%
Cheaper weekend service	1	<0.5%
Better access to Dial-a-ride	1	<0.5%
Amend bus pass for part payment	1	<0.5%
<b>Total Comments</b>	<b>693</b>	<b>100%</b>

**Q23. Would people in your household be prepared to offer lifts within a lift share scheme**

432 (90%) households answered this question, one third of whom expressed an interest in being involved in a lift share scheme.

Answer Options	Responses	Percentage
Yes	143	33%
No	289	67%
<b>TOTAL</b>	<b>432</b>	<b>100%</b>



**Q24. Please use the space below if people in your household have any other comments relating to Travel and Transport in Oliver's Battery.**

174 households responded to this question. In total, there were 209 comments within the questionnaire that related to this question.

The largest number of comments (9%) related to **Cannot use Lift Share scheme** and to **More frequent bus service**. The third largest number of comments (7%) related to **Use No. 5**.

**A permanent bus service** and **Re-route occasional No. 5 service to Oliver's Battery** both received 6% of comments and **Obtain a community mini-bus** and **Poor present schedule of Oliver's Battery buses** both received 5% of comments. The other categories were mentioned in less than 5% of comments.

However, in total 99 comments related to **Buses in Oliver's Battery** (47% of comments). The most popular requests were for a **More frequent / extended service**.

41 comments related to **Lift Share etc** (20% of comments), of which almost half was **Cannot use Lift Share scheme**.

39 comments related to **Buses outside Oliver's Battery** (19% of comments), and for those residents able to access the service, the **No. 5** was generally well thought of.

14 comments related to **Transport Schemes for the Elderly** (7% of comments), of which a majority were in favour of **Obtaining a community mini-bus**.

Responses to this question are summarised in the following table.



**Q24. Please use the space below if people in your household have any other comments relating to Travel and Transport in Oliver's Battery. (Continued)**

**SUMMARY OF RESPONSES**

<b>CATEGORY</b>	<b>Number of Comments</b>	<b>Percentage</b>
<b>Cannot use Lift Share scheme</b>	19	9%
<b>More frequent bus service</b>	18	9%
<b>Use No. 5</b>	15	7%
<b>Re-route occasional No. 5 service to Oliver's Battery</b>	13	6%
<b>A permanent bus service</b>	13	6%
<b>Obtain a community mini-bus</b>	10	5%
<b>Poor present schedule of Oliver's Battery buses</b>	10	5%
<b>Could offer lifts</b>	7	3%
<b>Accept lift share lifts</b>	7	3%
<b>Existing Oliver's Battery bus service is fine</b>	6	3%
<b>Gives a neighbour lifts / use lift share</b>	5	2%
<b>Too expensive</b>	5	2%
<b>Extended service</b>	5	2%
<b>Issue and distribute clear timetables</b>	4	2%
<b>Direct service to town required</b>	4	2%
<b>Bus service down Old Kennels Lane</b>	4	2%
<b>Use smaller buses for Oliver's Battery</b>	3	1%
<b>Shorter distance between stops</b>	3	1%
<b>Remove Oliver's Battery bus service as it is not used</b>	3	1%
<b>P&amp;R and No. 5 tickets interchangeable</b>	3	1%
<b>Allow P&amp;R to use No. 5 bus stops</b>	3	1%

Table continued on following page.

**Q24. Please use the space below if people in your household have any other comments relating to Travel and Transport in Oliver's Battery. (Continued)**

**SUMMARY OF RESPONSES**

<b>CATEGORY</b>	<b>Number of Comments</b>	<b>Percentage</b>
Use existing transport schemes for the elderly	2	1%
We use bikes	2	1%
Bus service in evenings needed	2	1%
Re-route No. 5 service to Oliver's Battery	2	1%
Re-instate Sunnydown Road service	2	1%
Local circular bus like land train	2	1%
I walk to town	2	1%
Direct service to Sainsbury's	2	1%
Dial a Ride satisfactory	2	1%
Could Sainsbury's run a local bus?	2	1%
Clean up Badger Farm Road bus shelter and area	1	<0.5%
Make available list of taxi drivers & volunteers who could help out	1	<0.5%
Bus service at weekends needed	1	<0.5%
Use Pitt Manor Park and Ride	1	<0.5%
Use Park and Ride as it's cheaper	1	<0.5%
Use Oliver's Battery for testing self-drive cars	1	<0.5%
Use No. 66 from Millers Lane. Hard standing required at bus stop.	1	<0.5%
Start car pool to station	1	<0.5%
Signposted walking route to town	1	<0.5%
Re-route away from Compton Way	1	<0.5%
Personal circumstances do not allow me to use buses	1	<0.5%

Table continued on following page.

**Q24. Please use the space below if people in your household have any other comments relating to Travel and Transport in Oliver’s Battery. (Continued)**

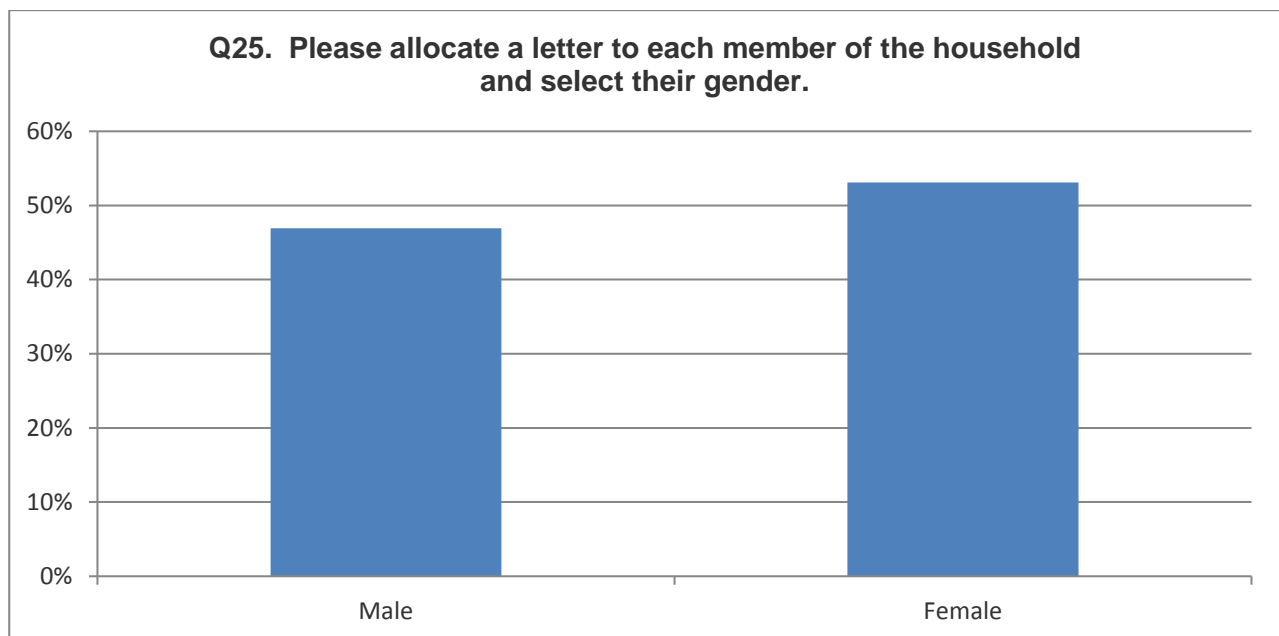
**SUMMARY OF RESPONSES**

<b>CATEGORY</b>	<b>Number of Comments</b>	<b>Percentage</b>
OAP pass to be valid from 9am	1	<0.5%
No. 5 service to run in evenings	1	<0.5%
Make No. 63 permanent daily service	1	<0.5%
Longer service hours for Oliver’s Battery buses	1	<0.5%
I don’t use buses	1	<0.5%
I don’t drive	1	<0.5%
Encourage people to use buses	1	<0.5%
Early Evening Service	1	<0.5%
Divert Park and Ride	1	<0.5%
Divert occasional Park and Ride	1	<0.5%
Mobility issues due to flights of steps when returning from town	1	<0.5%
Co-ordination between bus and rail timetables	1	<0.5%
Choose the correct time to travel	1	<0.5%
Carry out a transport survey in term time	1	<0.5%
Bus pull-in near Parliament Place	1	<0.5%
Bigger BFR bus shelter	1	<0.5%
Already drive for the “Live at Home” scheme	1	<0.5%
Pool car system (car share)	1	<0.5%
<b>Total Comments</b>	<b>209</b>	<b>100%</b>

**Q25. Please allocate a letter to each member of the household and select their gender.**

469 (98%) households answered this question, recording a total of 1132 individuals. 531 (47%) were male and 601 (47%) were female.

Answer Options	Responses	Percentage
Male	531	47%
Female	601	53%
Individual Responses	1132	100%



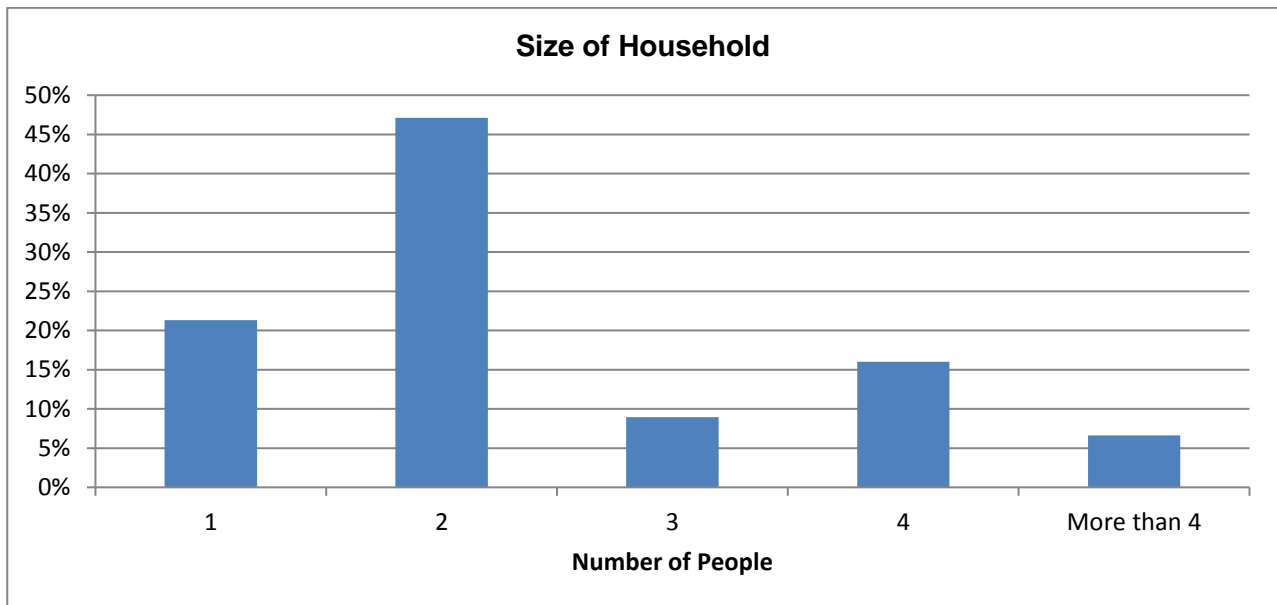
**Q25. Please allocate a letter to each member of the household and select their gender.**

(Continued)

This question was asked to give further information on individual members of each household, rather than just having one response per household.

From this question we also know that 21% of respondents live on their own and almost half of the households responding have two inhabitants (47%).

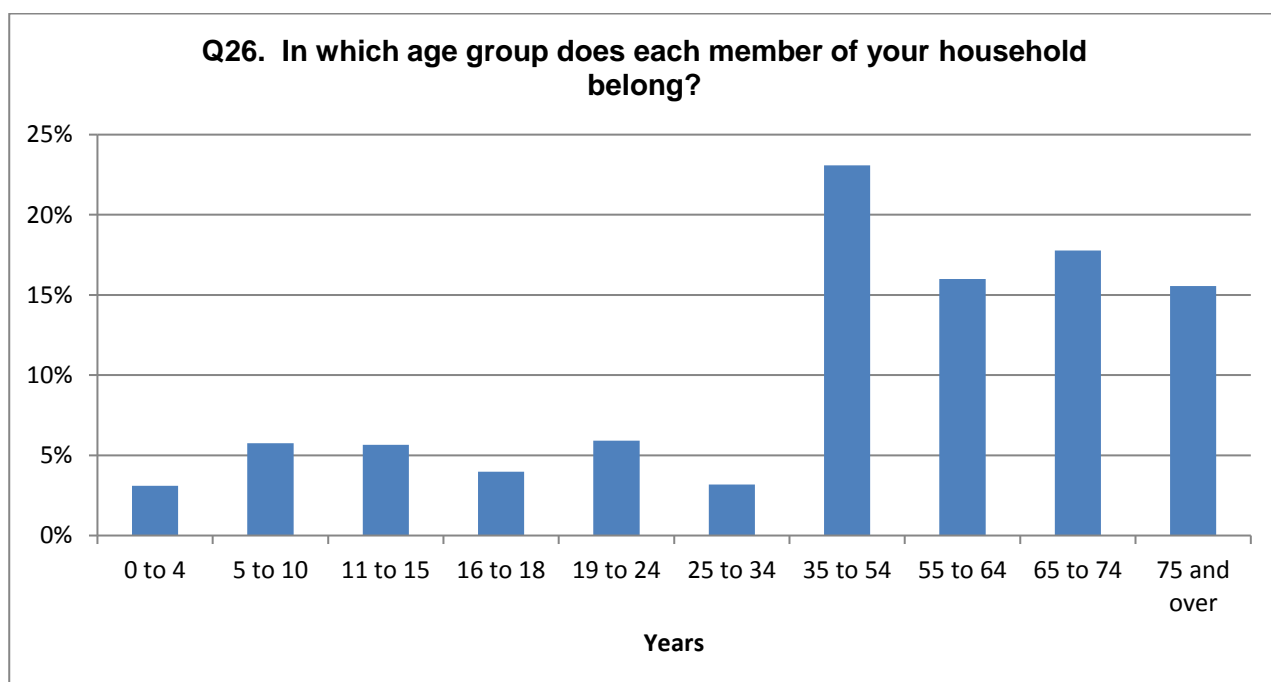
Size of Household	Response Total	Percentage
1 person	100	21%
2 people	221	47%
3 people	42	9%
4 people	75	16%
More than 4	31	7%
<b>TOTAL</b>	<b>469</b>	<b>100%</b>



**Q26. In which age group does each member of your household belong?**

469 (98%) households answered at least part of this question. 19% of respondents are aged 18 or under, whilst 34% are 65 or over.

Answer Options	Responses	Percentage
0 to 4 years	35	3%
5 to 10 years	65	6%
11 to 15 years	64	6%
16 to 18 years	45	4%
19 to 24 years	67	6%
25 to 34 years	36	3%
35 to 54 years	261	23%
55 to 64 years	181	16%
65 to 74 years	201	18%
75 years and over	176	16%
<b>Individual Responses</b>	<b>1131</b>	<b>100%</b>

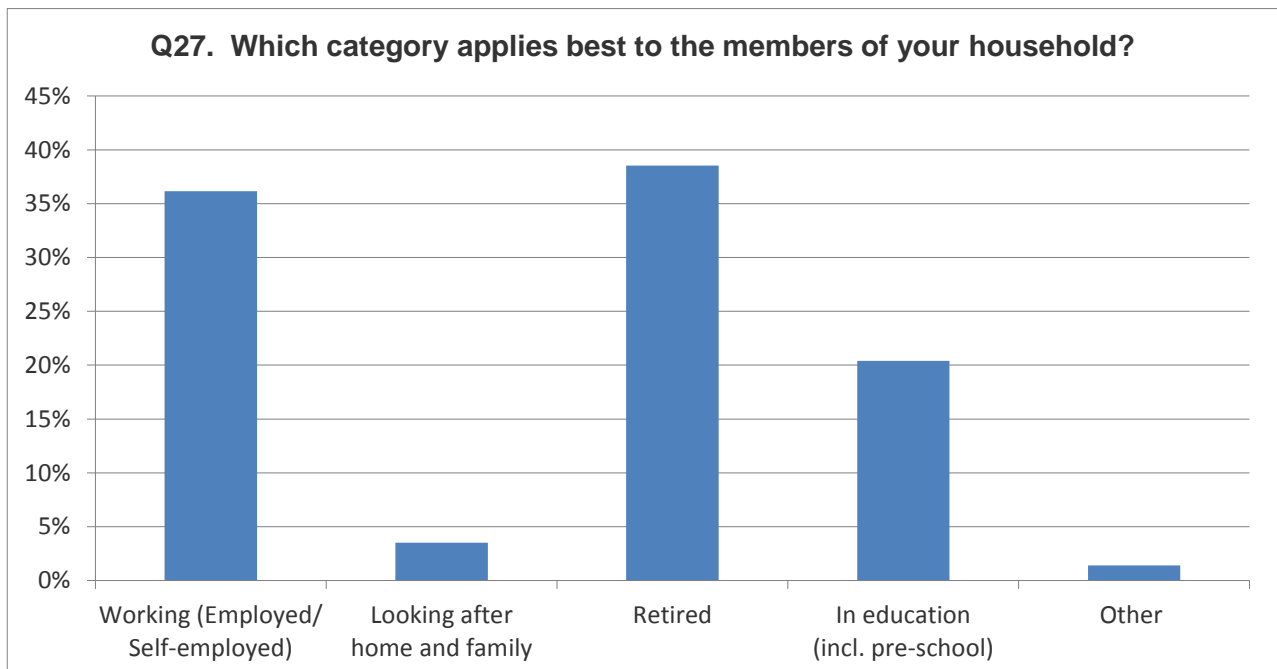


**Q27. Which category applies best to the members of your household?**

472 households answered this question (98%) and the responses relate to 1137 individuals.

The largest category is the **Retired** (39%), although there are a similar percentage of people who are **Working** (36%). Some respondents indicated that they fit into more than one category – for example, those who indicated they were both **Working** and **Retired** were counted as **Retired** and those who indicated that they were **Looking after home and family** and were **Working** were counted as **Working**.

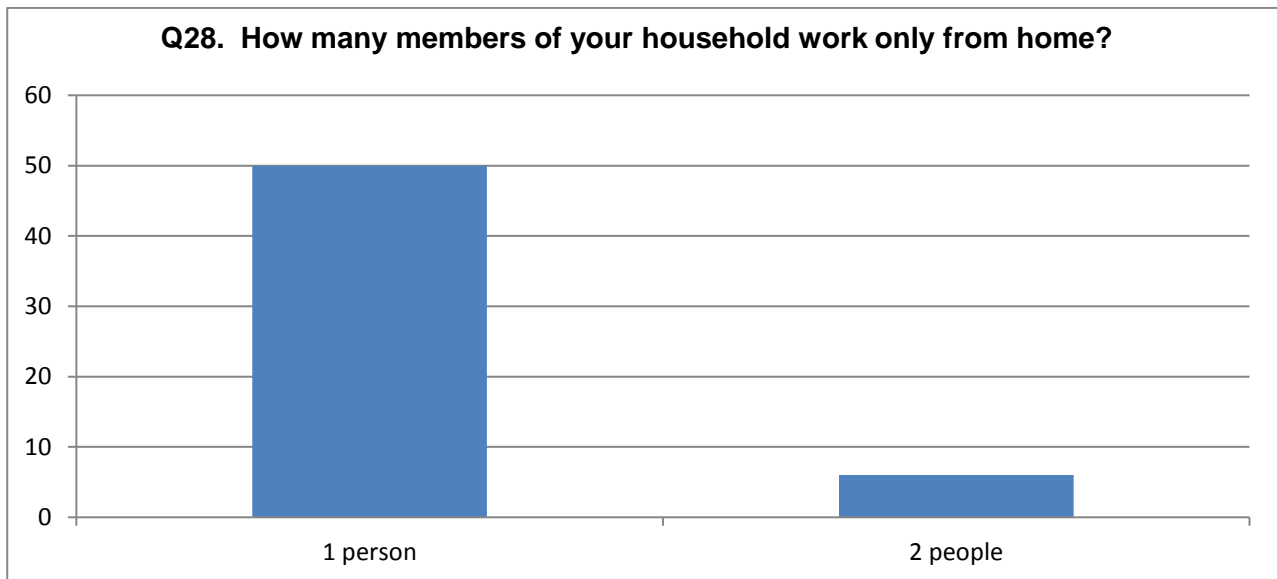
Answer Options	Responses	Percentage
<b>Working (Employed / Self-employed)</b>	411	36%
<b>Looking after home and family</b>	40	4%
<b>Retired</b>	438	39%
<b>In education (including pre-school)</b>	232	20%
<b>Other</b>	16	1%
<b>TOTAL</b>	<b>1137</b>	<b>100%</b>



**Q28. How many members of your household work only from home?**

62 individuals said they worked from home - there were 50 households with one person working from home and six households with two people working from home. A mixture of blank responses, zeroes and "N/A" made it difficult to obtain any other information from the 480 questionnaires received.

Answer Options	Responses
1 person	50
2 people	6





**Q29. If people in your household are in education (including pre-school), where do they go?**

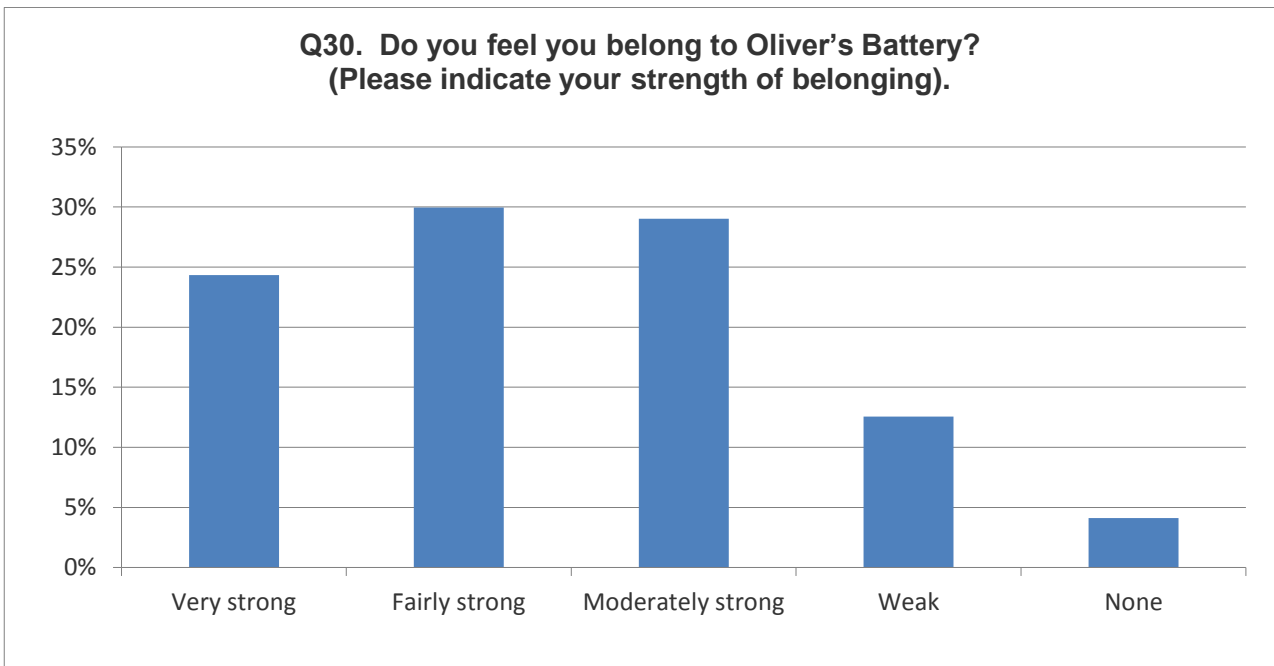
In total 125 households provided information about people in education in their household. The data in the table below refers to the number of households, not the numbers of children. Whilst there are a variety of primary schools that children in Oliver's Battery attend, the majority attend King's School for their secondary education.

<b>Type of Establishment</b>		<b>Number of Households (not Number of Children)</b>
<b>Pre-school / Nursery</b>	Oliver's Battery	3
	Other	12
<b>Primary School</b>	Oliver's Battery	17
	St Peter's	16
	John Keble, Hursley	10
	St Faith's	3
	Other	7
<b>Secondary School</b>	Kings	37
	Westgate	3
<b>College</b>	Peter Symonds	21
	Barton Peveril	3
	Eastleigh	3
	Other	3
<b>University</b>		32
<b>Gap Year</b>		1
<b>TOTAL</b>		<b>171</b>

**Q30. Do you feel you belong to Oliver’s Battery? (Please indicate your strength of belonging).**

463 (96%) households answered at least part of this question. Just over one half of the responses (54%) indicated a ‘Very Strong’ or ‘Fairly Strong’ strength of belonging. Only 17% indicated their strength of belonging as ‘Weak’ or ‘None’.

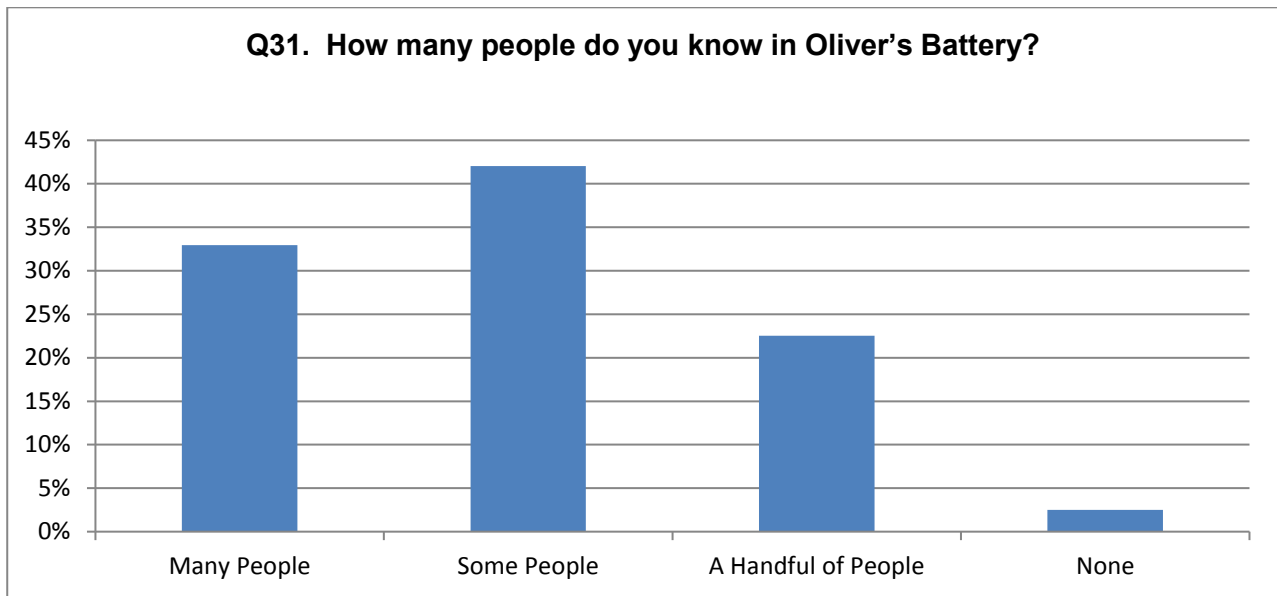
Answer Options	Responses	Percentage
Very Strong	260	24%
Fairly Strong	320	30%
Moderately Strong	310	29%
Weak	134	13%
None	44	4%
<b>Individual Responses</b>	<b>1068</b>	<b>100%</b>



**Q31. How many people do you know in Oliver’s Battery?**

468 (98%) households answered at least part of this question. One third of respondents indicated that they know ‘Many People’, with 43% indicating that they know ‘Some’.

Answer Options	Responses	Percentage
Many People	355	33%
Some People	453	42%
A Handful of People	243	23%
None	27	3%
Individual Responses	1078	100%

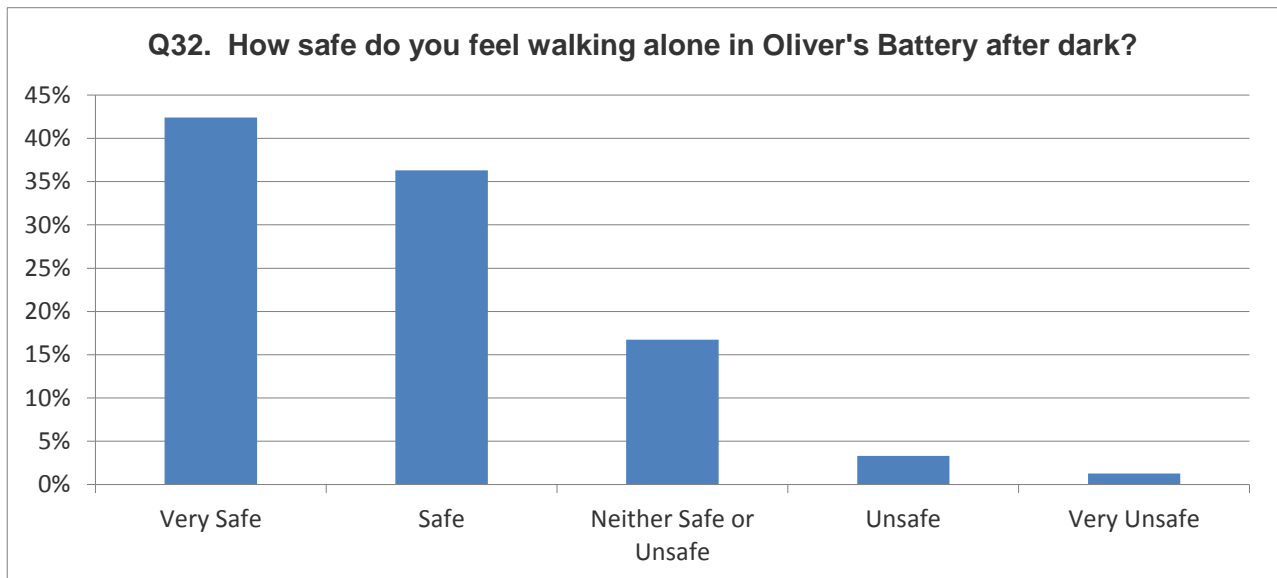


**Q32. How safe do you feel walking alone in Oliver's Battery after dark?**

461 (96%) households answered at least part of this question.

78% of respondents said that they felt either 'Very Safe' or 'Safe' walking alone in Oliver's Battery after dark, whilst only 4% said they felt 'Unsafe' or 'Very Unsafe'.

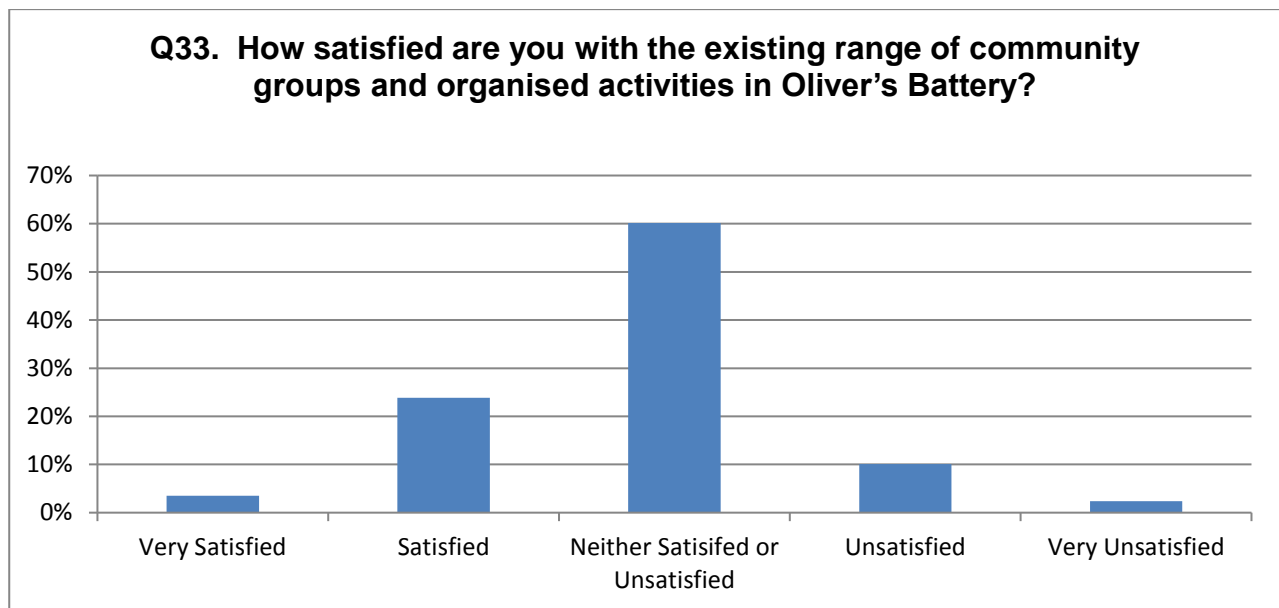
Answer Options	Responses	Percentage
Very Safe	436	42%
Safe	373	36%
Neither Safe or Unsafe	172	17%
Unsafe	34	3%
Very Unsafe	13	1%
Individual Responses	1028	100%



**Q33. How satisfied are you with the existing range of community groups and organised activities in Oliver’s Battery?**

457 (95%) households answered at least part of this question. Nearly 30% were either ‘Very Satisfied’ or ‘Satisfied’ with the existing range of groups and activities in Oliver’s Battery. 12% were ‘Unsatisfied’ or ‘Very Unsatisfied’, whilst the majority (60%) gave a neutral response to this question.

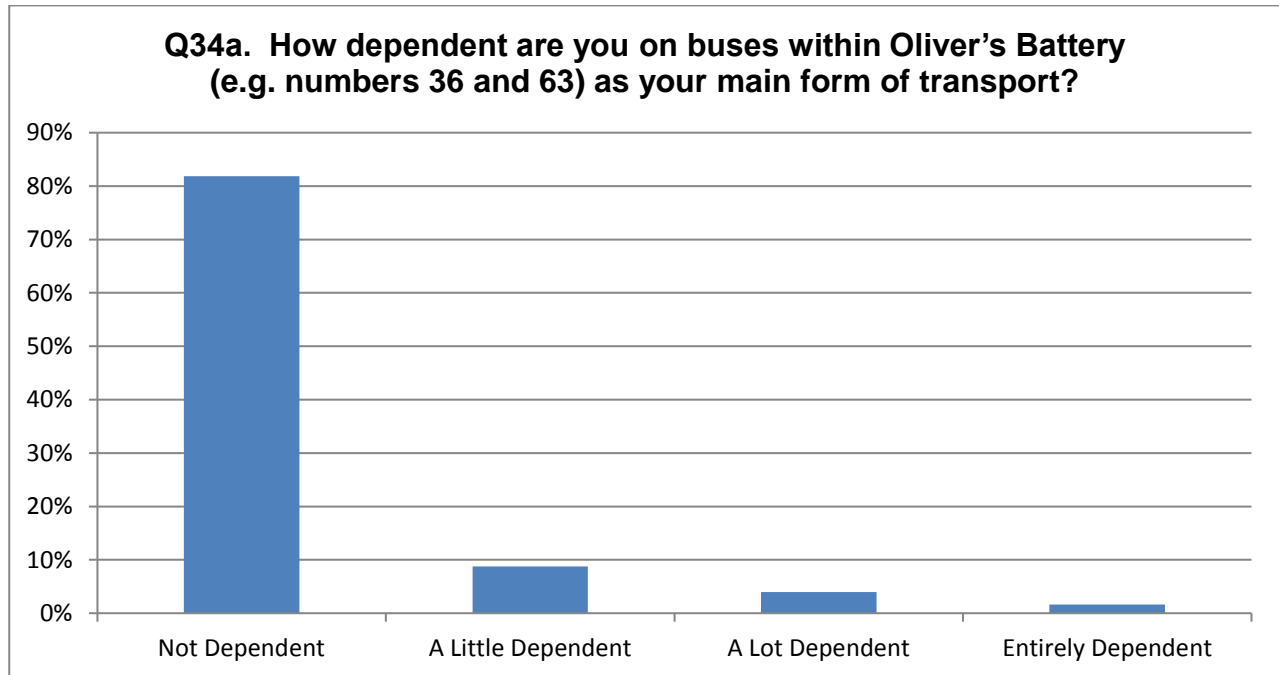
Answer Options	Responses	Percentage
Very Satisfied	36	3%
Satisfied	250	24%
Neither Satisfied nor Unsatisfied	628	60%
Unsatisfied	105	10%
Very Unsatisfied	25	2%
Individual Responses	1044	100%



**Q34a. How dependent are you on buses within Oliver’s Battery (e.g. numbers 36 and 63) as your main form of transport?**

441 (92%) households answered at least part of this question. Only 6% of individuals are **A Lot Dependent** or **Entirely Dependent** on buses within Oliver’s Battery as their main form of transport.

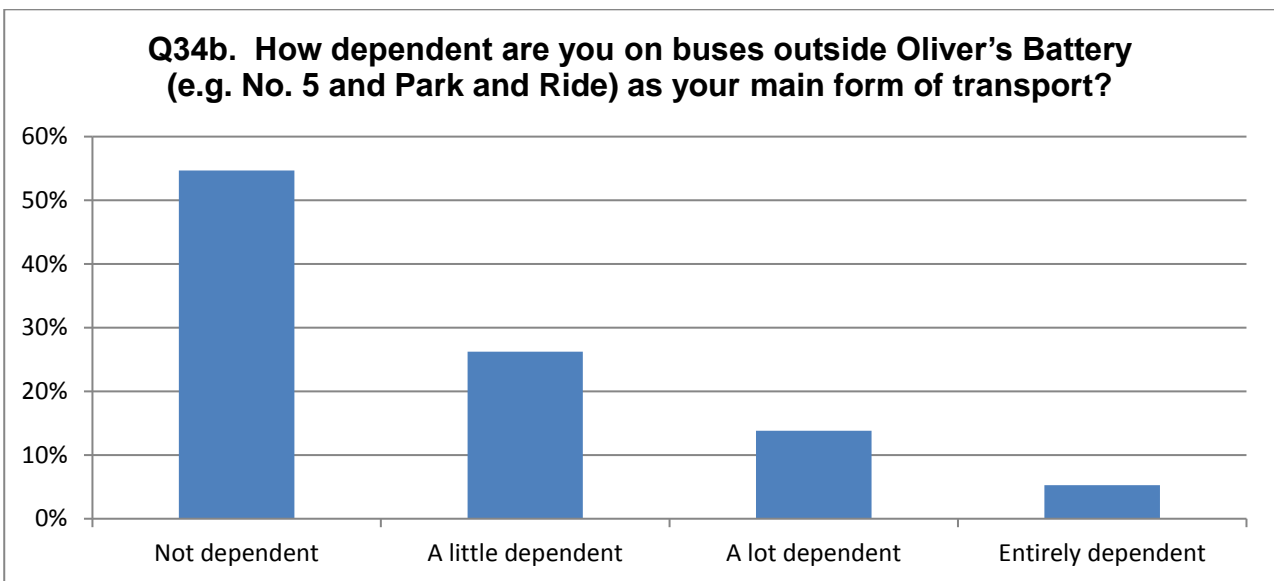
Answer Options	Responses	Percentage
Not Dependent	870	85%
A Little Dependent	93	9%
A Lot Dependent	42	4%
Entirely Dependent	17	2%
Individual Responses	1022	100%



**Q34b. How dependent are you on buses outside Oliver’s Battery (e.g. No. 5 and Park and Ride) as your main form of transport?**

458 (95%) households answered at least part of this question. Nearly 20% of respondents are **A Lot Dependent** or **Entirely Dependent** on the No. 5 or Park and Ride buses as their main form of transport.

Answer Options	Responses	Percentage
Not Dependent	581	55%
A Little Dependent	279	26%
A Lot Dependent	147	14%
Entirely Dependent	56	5%
<b>Individual Responses</b>	<b>1063</b>	<b>100%</b>



### **Q35. Please note three positives about living in Oliver's Battery.**

In order to draw their thoughts together towards the end of the questionnaire, households were asked to note three positives about living in Oliver's Battery. These responses, to a large extent, confirm the findings reported from the earlier questions. Total comments exceed the number of total household responses because each household was invited to give up to three responses to this question. In addition, some households combined two or more elements in one response, these have been separated out for analysis purposes.

In total 449 households (94%) responded to this question, generating a total of 1519 positive comments on life in Oliver's Battery.

The most positive aspect of living in Oliver's Battery, mentioned in 69% of total household responses, accounting for 20% of total comments on this question, was the **Countryside**, including such aspects as the proximity of the countryside, access to the countryside and countryside views.

The second most positive aspect, noted in 49% of total household responses (15% of total comments on this question) was the **Peace and Quiet** experienced in the area.

Other positive aspects of living in Oliver's Battery included the following, each mentioned in about 20% of total household responses and accounting for between 5% and 7% of total comments on this question:

- **Local shops** – including their convenience and variety
- **Neighbours / people** – including respondents' own neighbours and a feeling of neighbourliness
- **Winchester** – including the city itself and access to it from Oliver's Battery
- **Transport links** – including access to motorway, trains, airport
- **Safety / security** – including feelings of being safe in Oliver's Battery and perceived low crime rates

The other positive aspects were mentioned in fewer than 15% of total household responses (4% of total comments on this question).

It is interesting to note that positive comments on this question outnumbered negative comments on Q36 by nearly 50%!

Responses to this question are summarised in the following table.



**Q35. Please note three positives about living in Oliver's Battery. (Continued)**

	<b>Total Household Responses (449)</b>		<b>Total comments (1519)</b>
	<b>Number</b>	<b>Percentage</b>	<b>Percentage</b>
<b>Countryside</b>	310	69%	20%
<b>Peace / Quiet</b>	222	49%	15%
<b>Local Shops</b>	100	22%	7%
<b>Neighbours / People</b>	98	22%	6%
<b>Winchester</b>	97	22%	6%
<b>Transport Links</b>	83	18%	5%
<b>Safety / Security</b>	82	18%	5%
<b>Amenities / Facilities</b>	64	14%	4%
<b>Housing / Built Environment</b>	62	14%	4%
<b>Location</b>	61	14%	4%
<b>Town &amp; Country</b>	54	12%	4%
<b>Sainsbury's</b>	32	7%	2%
<b>Post Office</b>	28	6%	2%
<b>Schools / Education</b>	26	6%	2%
<b>Appearance / Cleanliness</b>	24	5%	2%
<b>Buses</b>	19	4%	1%
<b>Community</b>	16	4%	1%
<b>Doctors</b>	15	3%	1%
<b>Dentist</b>	14	3%	1%
<b>Hospital</b>	13	3%	1%
<b>Healthy</b>	13	3%	1%

Table continued on following page.

**Q35. Please note three positives about living in Oliver's Battery. (Continued)**

	Total Household Responses (449)		Total comments (1519)
	Number	Percentage	Percentage
<b>St Mark's</b>	11	2%	1%
<b>No flooding</b>	10	2%	1%
<b>Wildlife</b>	9	2%	1%
<b>Demographics</b>	8	2%	1%
<b>Family friendliness</b>	5	1%	<0.5%
<b>Weather</b>	4	1%	<0.5%
<b>Parking</b>	4	1%	<0.5%
<b>Oliver's Battery</b>	3	1%	<0.5%
<b>Community meetings / activities</b>	3	1%	<0.5%
<b>Family access</b>	3	1%	<0.5%
<b>Badger Farm Community Centre</b>	2	<0.5%	<0.5%
<b>Best in Winchester</b>	2	<0.5%	<0.5%
<b>My / nice bungalow</b>	2	<0.5%	<0.5%
<b>Access to my work</b>	2	<0.5%	<0.5%
<b>Wide roads</b>	2	<0.5%	<0.5%
<b>No industry / commerce</b>	2	<0.5%	<0.5%
<b>Accessibility / easy access</b>	2	<0.5%	<0.5%
<b>Community centre</b>	1	<0.5%	<0.5%
<b>Light</b>	1	<0.5%	<0.5%
<b>Quality of life</b>	1	<0.5%	<0.5%
<b>Best in Hampshire</b>	1	<0.5%	<0.5%

Table continued on following page.

**Q35. Please note three positives about living in Oliver's Battery. (Continued)**

	<b>Total Household Responses (449)</b>		<b>Total comments (1519)</b>
	<b>Number</b>	<b>Percentage</b>	<b>Percentage</b>
<b>No fast food restaurants</b>	1	<0.5%	<0.5%
<b>Low light pollution</b>	1	<0.5%	<0.5%
<b>Gentleness</b>	1	<0.5%	<0.5%
<b>Streets well lit</b>	1	<0.5%	<0.5%
<b>Self-sufficient</b>	1	<0.5%	<0.5%
<b>We live in the edge of Oliver's Battery</b>	1	<0.5%	<0.5%
<b>Too early to say</b>	1	<0.5%	<0.5%
<b>Total Comments</b>	<b>1519</b>	<b>100%</b>	<b>100%</b>

**Q36. Please note three negatives about living in Oliver's Battery.**

In order to draw their thoughts together towards the end of the questionnaire, households were asked to note three negatives about living in Oliver's Battery. These responses, to a large extent, confirm the findings reported from the earlier questions. As with Q35, total comments exceed the number of total household responses because each household was invited to give up to three responses to this question. In addition, some households combined two or more elements in one response, and these have been separated out for analysis purposes.

In total 416 households (87%) responded to this question, generating a total of 1067 negative comments on life in Oliver's Battery.

The most negative aspect of living in Oliver's Battery, mentioned in 37% of total household responses and totalling 14% of all comments on this question, was the **Oliver's Battery Road South / Badger Farm Road junction**, including such aspects as the difficulty of negotiating this junction, the dangers it presents and the narrow pavements.

The next most negative aspect of living in Oliver's Battery, noted in 30% of respondents and amounting to 12% of total comments on this question, was the **Buses**, with comments that the service is inadequate, unreliable, in decline, and difficult to access from some parts of the area.

The **Junction** and **Buses** together accounted for 26% of total comments on this question.

**Local shops** was mentioned as a negative in 13% of total comments on this question. This is broken down in the table into four categories i.e. convenience store (10% of households / 4% of total comments on this question), cafe (7% / 3%), general variety and standard (10% / 4%) and appearance (5% / 2%).

16% of total household responses cited as a negative the **Lack of a local pub**, accounting for 6% of total comments on this question.

Mentioned by about the same proportion was the **Threat of Development**, including anxieties about over-development within Oliver's Battery and the impact of developments on adjacent land.

Other negatives mentioned were: **Traffic within Oliver's Battery** (11% of households / 4% of total comments on this question) and **Street Parking** (10% / 4%).

The other negative aspects were mentioned by less than 10% of total household responses and each accounted for less than 4% of total comments on this question.

It is also worthy of note that a small but significant number of respondents specifically said that they could not think of any negatives (or as many as three negatives) about living in Oliver's Battery.

It is interesting to note that positive comments on Q35 outnumbered negative comments on this question by nearly 50%.

Responses to this question are summarised in the following table.

**Q36. Please note three negatives about living in Oliver's Battery. (Continued)**

**SUMMARY OF RESPONSES**

	<b>Total Household Responses (416)</b>		<b>Total comments (1065)</b>
	<b>Number</b>	<b>Percentage</b>	<b>Percentage</b>
<b>Road junction</b>	153	37%	14%
<b>Buses</b>	123	30%	12%
<b>Lack of pub</b>	65	16%	6%
<b>Development Threat</b>	60	14%	6%
<b>Traffic within Oliver's Battery</b>	44	11%	4%
<b>Convenience Store</b>	43	10%	4%
<b>Street Parking</b>	42	10%	4%
<b>Shops – variety, standard</b>	41	10%	4%
<b>BF Road</b>	32	8%	3%
<b>Café</b>	30	7%	3%
<b>Lack of social / meeting facilities</b>	28	7%	3%
<b>Lack of community centre</b>	23	6%	2%
<b>Pavements</b>	23	6%	2%
<b>Amenities / Facilities</b>	21	5%	2%
<b>Neighbours / People</b>	20	5%	2%
<b>Parking at shops</b>	20	5%	2%
<b>No negatives (specifically stated)</b>	20	5%	2%
<b>Shops – appearance</b>	19	5%	2%
<b>Roads</b>	18	4%	2%
<b>Noise</b>	16	4%	2%

Table continued on following page.

**Q36. Please note three negatives about living in Oliver's Battery. (Continued)**

	Total Household Responses (416)		Total comments (1065)
	Number	Percentage	Percentage
<b>Street lighting</b>	16	4%	2%
<b>Dogs fouling</b>	15	4%	1%
<b>Access to city centre</b>	15	4%	1%
<b>Lack of restaurant</b>	14	3%	1%
<b>Community</b>	13	3%	1%
<b>Housing / built environment</b>	11	3%	1%
<b>Character / identity</b>	9	2%	1%
<b>Demographics</b>	9	2%	1%
<b>Isolation</b>	7	2%	1%
<b>Weather</b>	7	2%	1%
<b>Appearance / cleanliness</b>	7	2%	1%
<b>Community meetings / activities</b>	7	2%	1%
<b>St Mark's</b>	6	1%	1%
<b>Mobile home / caravan park issues</b>	6	1%	1%
<b>Snow clearance</b>	5	1%	<0.5%
<b>Hills</b>	5	1%	<0.5%
<b>Refuse / recycling</b>	5	1%	<0.5%
<b>Drainage</b>	4	1%	<0.5%
<b>Litter</b>	4	1%	<0.5%
<b>Poles / overhead wires</b>	4	1%	<0.5%
<b>Doctors</b>	4	1%	<0.5%

Table continued on following page.

**Q36. Please note three negatives about living in Oliver's Battery. (Continued)**

	Total Household Responses (416)		Total comments (1065)
	Number	Percentage	Percentage
<b>Restrictions</b>	3	1%	<0.5%
<b>Poor mobile / internet coverage</b>	3	1%	<0.5%
<b>Walk to / distance to Sainsbury's</b>	2	<0.5%	<0.5%
<b>Walk to / distance to shops</b>	2	<0.5%	<0.5%
<b>High Council tax</b>	2	<0.5%	<0.5%
<b>Worsening infrastructure</b>	2	<0.5%	<0.5%
<b>Driving schools / learner drivers</b>	2	<0.5%	<0.5%
<b>Visitors / using rec / ignore signs</b>	2	<0.5%	<0.5%
<b>no regard for area</b>	2	<0.5%	<0.5%
<b>Too early to comment</b>	2	<0.5%	<0.5%
<b>Badger Farm Community Centre</b>	1	<0.5%	<0.5%
<b>Location – like more friendly</b>	1	<0.5%	<0.5%
<b>Oliver's Battery – WCC services</b>	1	<0.5%	<0.5%
<b>No farm</b>	1	<0.5%	<0.5%
<b>Need park on South side</b>	1	<0.5%	<0.5%
<b>Cold canvassers</b>	1	<0.5%	<0.5%
<b>Too family-orientated</b>	1	<0.5%	<0.5%
<b>Live on edge of Oliver's Battery</b>	1	<0.5%	<0.5%
<b>Too many Buy to Let</b>	1	<0.5%	<0.5%
<b>(lack of?) Information on local walks</b>	1	<0.5%	<0.5%
<b>No milk distribution</b>	1	<0.5%	<0.5%

Table continued on following page.

**Q36. Please note three negatives about living in Oliver's Battery. (Continued)**

	<b>Total Household Responses (416)</b>		<b>Total comments (1065)</b>
	<b>Number</b>	<b>Percentage</b>	<b>Percentage</b>
<b>People don't keep to footpaths</b>	1	<0.5%	<0.5%
<b>School</b>	1	<0.5%	<0.5%
<b>Junk mail</b>	1	<0.5%	<0.5%
<b>Lack of dedicated cycle routes</b>	1	<0.5%	<0.5%
<b>Barrier Mount View Road / Seldon Close</b>	1	<0.5%	<0.5%
<b>Need free-access community noticeboard</b>	1	<0.5%	<0.5%
<b>Lack of sports classes</b>	1	<0.5%	<0.5%
<b>Elderly drivers – slow</b>	1	<0.5%	<0.5%
<b>Less formal Facebook page</b>	1	<0.5%	<0.5%
<b>Easy walking</b>	1	<0.5%	<0.5%
<b>Neither town nor village</b>	1	<0.5%	<0.5%
<b>Electricity blackouts</b>	1	<0.5%	<0.5%
<b>No allotments</b>	1	<0.5%	<0.5%
<b>No car fuel station</b>	1	<0.5%	<0.5%
<b>Path to golf club dangerous</b>	1	<0.5%	<0.5%
<b>Damage</b>	1	<0.5%	<0.5%
<b>Surveys</b>	1	<0.5%	<0.5%
<b>Barbed wire on footpath stile</b>	1	<0.5%	<0.5%
<b>Use car to access Weeke Flower Club</b>	1	<0.5%	<0.5%
<b>Light pollution</b>	1	<0.5%	<0.5%
<b>Total Comments</b>	<b>1067</b>	<b>100%</b>	<b>100%</b>



**Q37 – Please note if people in your household have any comments relating to any issue or topic not covered in this questionnaire.**

133 (28%) households answered this question.

Although comments were sought on issues or topics not covered in the questionnaire, many of these comments replicated items covered in the earlier, detailed questions.

The largest number of comments related to **Community Centre – St Mark's proposal** which received 13% of comments, including 8 specifically supporting the new Oliver's Battery Community Centre Charity project, 7 specific concerns about the design, 8 specific concerns about parking, 5 specific concerns about continued church use and 3 specifically against the rebuild of / at St Mark's Church.

The second largest number of comments related to **Survey**, which received 10% of comments, with 11 positive comments relating to the quality of the survey and the consultation with residents, 5 suggested different questions or more detail, and the remainder covered a variety of points, including what will happen to the findings.

The third largest number of comments related to the **Community Centre (excluding specific comments re St Mark's proposal)** which received 7% of comments. There is 1 positive comment about St Mark's serving the community well. The remainder are either negatives, opportunities or needs. Several identify a local community centre as an opportunity including mentions of a decent kitchen, heating and parking, others mention socialising in different ways, use of the Primary School site and balancing wants with the ability to fund.

**Local Shops** received 6% of comments. There are 2 positive comments both in connection with the Post Office. The remainder are negative comments and concerns about the convenience store, the café and generally about the variety, standard and appearance.

NB. Thrive Café has opened since the questionnaire was returned and appears to be popular.

**Development** received 5% of comments. There is 1 positive comment supporting re-development of one storey dwellings to two-storey dwellings to encourage more families into Oliver's Battery. The remainder are negative comments and concerns about potential development on the golf course, fields and countryside around Oliver's Battery.

The other categories were mentioned in less than 5% of all comments.

Responses to this question are summarised in the following table.

**Q37 - Any comments relating to any issue or topic not covered in this Questionnaire.**

(Continued)

**SUMMARY OF RESPONSES**

<b>CATEGORY</b>	<b>Number of Comments</b>	<b>Percentage</b>
<b>Community Centre – St Mark’s proposal</b>	31	13%
<b>Survey</b>	24	10%
<b>Community Centre (excl. specific comments re St Mark’s proposal)</b>	16	7%
<b>Local Shops</b>	15	6%
<b>Development</b>	11	5%
<b>Tensions re Community Centre</b>	10	4%
<b>Community</b>	10	4%
<b>Street lighting</b>	9	4%
<b>Issues relating to older people</b>	9	4%
<b>Neighbours / People</b>	8	3%
<b>Amenities / Facilities</b>	8	3%
<b>Road Junction</b>	8	3%
<b>Parking</b>	7	3%
<b>Housing / Built environment</b>	6	2%
<b>Buses</b>	5	2%
<b>Oliver’s Battery Character / Identity</b>	5	2%
<b>Safety / security</b>	4	2%
<b>Schools / education</b>	4	2%
<b>Badger Farm Road</b>	4	2%
<b>St Mark’s Church</b>	3	1%
<b>Community Meetings / Activities</b>	3	1%

Table continued on following page.

**Q37 - Any comments relating to any issue or topic not covered in this Questionnaire.**

(Continued)

<b>CATEGORY</b>	<b>Number of Comments</b>	<b>Percentage</b>
Traffic within Oliver's Battery	3	1%
Access to city centre	3	1%
Drainage	3	1%
Communications	3	1%
Dog Fouling	2	1%
Countryside	2	1%
Peace and Quiet / Noise [Lack of Peace and Quiet]	2	1%
Sainsbury's	2	1%
Wildlife	2	1%
Social / Meeting Facilities	2	1%
Pavements	2	1%
Roads	2	1%
Restaurant	2	1%
Refuse / Recycling	2	1%
Oliver's Battery Sign	1	<0.5%
Transport Links	1	<0.5%
Location	1	<0.5%
Doctors	1	<0.5%
Pub	1	<0.5%
Isolation	1	<0.5%
Mobile home / caravan park issues	1	<0.5%
Snow clearance / gritting	1	<0.5%

Table continued on following page.

**Q37 - Any comments relating to any issue or topic not covered in this Questionnaire.**  
(Continued)

<b>CATEGORY</b>	<b>Number of Comments</b>	<b>Percentage</b>
<b>Mobile / internet coverage</b>	1	<0.5%
<b>Environment</b>	1	<0.5%
<b>Total Comments</b>	<b>242</b>	<b>100%</b>